



**SCHMIDT
MACHINE
COMPANY**



PARTS CATALOG

From Our Shop to Your Farm

**Corn Head
Snouts**
Rugged



Augers

Made to specs





**Unloading
Tubes**

Built to last



 (419)294-3814

 (419)294-2607

 info@schmidtmachine.com

Address

7013 State Highway 199
Upper Sandusky, OH 43351
www.schmidtmachine.com

SCHMIDT MACHINE COMPANY

7013 State Highway 199 North
Upper Sandusky, OH 43351
419-294-3814 or 1-866-368-3814

Fax: 419-294-2607 or 1-800-860-2607
Email: info@schmidtmachine.com
Website: <http://www.schmidtmachine.com>

A table of contents follows on page 2. Parts are shown with a picture and description. Pricing and weights are in the back of the catalog.

TERMS: Payment with order unless credit is established. Credit terms are 3% discount with \$6,000 order. A 2% per month interest is charged on all accounts over 30 days. We honor Visa, MasterCard, Discover, and American Express.

PRICES ARE SUBJECT TO CHANGE WITHOUT NOTICE.

FREIGHT: On orders over \$4,000 dealer cost, freight will be prepaid inside the continental United States. A package and handling charge of \$4.00 per package applies to UPS shipments. On direct ship orders, an additional charge of \$3.00 is added for UPS shipments, \$9.00 for truck shipments.

RECEIPT OF ORDER: Inspect your order upon receipt of merchandise. If there is a discrepancy, ***please call within 48 hours***. No claims will be accepted after this time. Double-check your order carefully, as smaller items are sometimes packed inside larger items.

DAMAGED ITEMS: All merchandise leaving our store is inspected and in good condition. If a damaged shipment arrives at your location, ask the driver to notate the damage before you sign for the shipment. You as a customer always have the right to refuse a shipment due to damage, and the carrier will return it to us.

Product(s) damaged or shorted in transit (i.e. UPS, USPS, Motor Freight...); require the receiving customer to notify the Transport Company and Schmidt Machine Company immediately. Receiving agent must show "in writing" any package received damaged or short, and file claim within twenty-four hours. Package should be left as was received in the event that a freight company representative is dispatched to inspect damage. After said inspection a claim number will be assigned, at which point Schmidt Machine Company will ship replacement good(s) if necessary.

MERCHANDISE RETURNS: Permission must be obtained before any merchandise can be returned for any reason. Contact Jessica Culley ext. 110 to obtain a Returned Goods Authorization (RGA) number. The RGA number and a copy of your original invoice must be included in your return package for credit to be issued. Credit will be issued based on inspection of the condition of the returned merchandise. On dealer terminations, there will be a 25% restocking fee.

The customer assumes liability for freight when returning merchandise ordered in error. Returned merchandise must be shipped with all transportation charges prepaid. Merchandise returned C.O.D. will be refused. We will issue call tags for defective merchandise or merchandise sent in error.

RESTOCKING FEES: The customer has 15 days from the day of receipt to return merchandise for complete refund or credit. After this time, a restocking fee is applied.

- After 15 days – 10% restocking fee
- After 30 days – 15% restocking fee
- After 60 days – 50% restocking fee
- No returns after 90 days

The minimum restocking charges may be revised at our discretion, based on final inspection of the return and the circumstances involved.

LASER CUTTING



**CUSTOM SIGNS
AND WALL ART**



**CUSTOM
FIRE RINGS**









***FIRE RINGS MADE TO ORDER
WITH YOUR CUSTOMIZATION IN
MIND.***



**sizes
24"
36"
bolt together
3pc 36"**

TABLE OF CONTENTS

	Gleaner Parts	3 - 8
	I.H. and N.H Parts	9 - 16
	White Parts	17 - 20
	John Deere Parts	21 - 34
	Massey-Ferguson Parts	35-56
	Flighting	59
	Misc. Parts	57-62

Order Form
On
Page 65




GLENER REPLACEMENT PARTS

Cornhead Parts	5
Elevator Chains	7
Feeder Drums	6
Feeder House Chains & Bottoms	6 & 7
Grain Table Parts	8
Grain Tank Loading Auger Tube	8
Straw Chopper Repair Plates	7
Unloading Auger Ext. Kits	6
Unloading Auger Tubes & Augers	6
Walkers	7

Ordering Code Description
CENTER CORN HEAD SNOUTS

71502917S	Gleaner Long Narrow Row – 38” Long
70596556S	Gleaner Short & Long Wide Row – 38” Long
70595463S	Gleaner Snout Point
71366376S	Gleaner Hugger Head Narrow Row (Old #71347219)
71366379S	Gleaner Hugger Head Wide Row (Old #71352925)
71364963S	Gleaner Snout Point Hugger Head (Old #71351910)



OUTSIDE CORN HEAD SNOUTS

70573745S	Gleaner Snout Short L.H. – 33” Long
70573746S	Gleaner Snout Short R.H. – 33” Long
70598582S	Gleaner Snout Long R.H. – 38 ½” Long
70598583S	Gleaner Snout Long L.H. – 38 ½” Long
70595463S	Gleaner Snout Point
71364999S	Gleaner Snout Hugger Head L.H.
71365000S	Gleaner Snout Hugger Head R.H.
71364963S	Gleaner Snout Point Hugger Head (Old #71351910)



CORN HEAD TROUGHS


71504184S	Bottom Left Trough A430 Gleaner
71504183S	Bottom Right Trough A430 Gleaner
71504034S	Bottom Right Trough A630 Gleaner
70582211S	Bottom Left Trough A630 Gleaner
71358394S	Bottom Left Trough 630 Gleaner – Hugger – Prior S/N 25001
71506200S	Bottom Right Trough 630 Gleaner – Hugger – Prior S/N 25001
71360629S	Center Back Sheet – Early Hugger Heads

- Other Models of Hugger troughs can be made on request



GRAIN BIN TROUGH BOTTOM

71139875SR	Gleaner K2 & E3 Grain Bin Trough Repair Plate
71139874SR	Gleaner F Grain Bin Trough Repair Plate
71308640SR	Gleaner L Grain Bin Trough Repair Plate
71308641SR	Gleaner M Grain Bin Trough Repair Plate
71344399SR	Gleaner N Grain Bin Trough Repair Plate
71376663SR	Gleaner R40, R42, R50 & R52 Grain Bin Trough Repair Plate
71376663SRSS	Gleaner R40, R42, R50 & R52 Grain Bin Trough Repair Plate - Stainless
71376302SR	Gleaner R62, R65, R72 & R75 Grain Bin Trough Repair Plate
71376302SRSS	Gleaner R62, R65, R72 & R75 Grain Bin Trough Repair Plate – Stainless
BK1	Bolt & Pop Rivet Kit for R Series Grain Bin Trough Repair Plates



Ordering Code Description

UNLOADING TUBES

- 71168631S Gleaner F, K and G Unloading Tubes (Manual Swing) – 139"- 146" Long Style
- 71300612S Gleaner F2 and K2 Unloading Tubes (Hydraulic Swing) – 130 5/8"
- 71165732S Gleaner L, M and N Unloading Tubes (Short) – 130 5/8" (New #71367445)
- 71383428SS Gleaner L, M, N & R Unloading Tube (Long) 145 5/8" – Painted Silver
(Old # 71352968 & 71368075)
- 71368075S Gleaner L, M, N & R Unloading Tube (Long) – 145 5/8" Galvanized
- 71399669SS Gleaner A65 & A75 Unloading Tube – 213.5" – Painted Silver
- 71390923S Gleaner R62, R72, R65, R75 (Short) – 180 3/4" – 14" Diameter – Corporate Silver
- 71444325S Gleaner S67 & S77 (Long) – 216 3/4" – 14" Diameter – Chassis Gray

UNLOADING AUGERS

- 71340156S Gleaner L, M, N Unloading Auger (164 1/8") No Rubber Drive Sleeve
- 71316963S Gleaner F & K Hyd. Unloading Auger (144 3/4") No Rubber Drive Sleeve
- 71152878S Gleaner F & K Manual Swing Auger (142")
- 71374184S Gleaner R60, R70, R62 & R72 Unloading Auger (193 1/2") No Rubber Sleeve
- 71386299S Gleaner R62, R72, R65, R75 – 193 1/2" – 13" Dia. – No Rubber Drive Sleeve
- 71457652S Gleaner S67 & S77 – 229 1/4" – 13" Dia. – No Rubber Drive Sleeve **(New #71486510)**

UNLOADING AUGER EXTENSION

- SMC 15 Gleaner L, M, N & Early R Series – 30" Auger Ext. – 12" Diameter
The outside tube is bolted on using existing hole at the inner mounting.
Also lower elbow pivoted by chain attached to hydraulic cylinder.
- SMC 25 Gleaner Late R Series - 30" Auger Ext. – 12" Diameter
The outside tube is bolted on using flange mounted holes.
Also lower elbow pivoted by hydraulic cylinder with tie rod ends.
- SMC 26 Gleaner Late R & S Series - 36" Auger Ext. - 14" diameter
The outside tube is bolted on using existing holes at the outer bolt mounting.
(Painted Chassis Grey)




UNLOADING ELBOW REPAIR PLATES

- 71339770SR Repair Plate – Gleaner F2 & F3
- 71308152SR Repair Plate – Gleaner L2, L3, M2 & M3
- 71363867SR Repair Plate Housing – Gleaner R Series
- 71426590SR Repair Plate – Gleaner R & S Series – 14" (Abrasion Resistance Steel)



FEEDER BEATER DRUMS

- 71184783S Gleaner K Feeder Beater Drum
- 71184784S Gleaner F Feeder Beater Drum
- 71184789S Gleaner L Feeder Beater Drum
- 71184787S Gleaner M Feeder Beater Drum



FEEDER HOUSING BOTTOM

- 71330714S Gleaner R40/R50 Bottom Wear Plate - Stainless
- 71364173S Gleaner R42/R52 Bottom Wear Plate - Stainless
- 71317813S Gleaner R60/R70 Bottom Wear Plate - Stainless
- 71362345S Gleaner R62/72 Bottom Wear Plate – Stainless - R62 Prior S/N 63001 - R72
Prior S/N 73001
- 71375962S Gleaner R62/R72 Bottom Wear Plate – Stainless – R62 S/N 63001 & up – R72
S/N 73001 & up

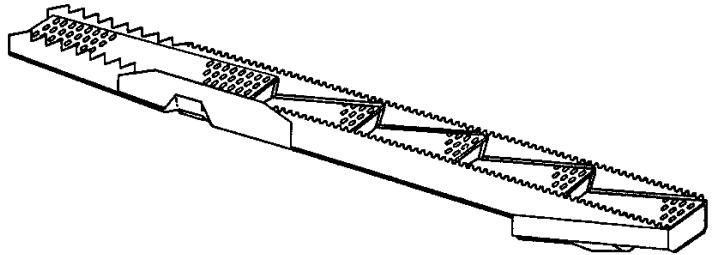
Ordering Code Description

GRAIN TANK LOADING AUGERS

- 71388929S Gleaner R62 S/N 63001-HL62999 w/ Bin Ext. & R72 S/N 73001-HL72999 w/ Bin Ext. – 73.70” Long (Can use for 71388939)
- 71388932S Gleaner R52 S/N 53001 & up, R72 Prior HL72999, A65 & A75 – 67.71” Long (Can use for 71388940)
- 71413017S Gleaner A66, A76, & A86 (Abrasion Resistance Flighting) - Balanced
- 71469690S Gleaner R66, R76, S67, S77, S68,S78,S88,S96,S97 & S98 (Abrasion Resistance Flighting) – Balanced

STRAW WALKERS

- 1132348S A.C. F, K, G & E Walker (ONLY 2 Available as of June 2014)
- 1315196S A.C. F2 & K2 Walker
- 1171501S A.C. L Walker (#1171501)
- 1155014S A.C. M Walker (#1155014)
- 8020 A.C. F Grating (4' Section)
- 8021 A.C. M Rear Grating (4' Section)
- 8022 A.C. M Front Grating (1' Section)
- 8023 A.C. L Rear Grating (4' Section)
- 8024 A.C. L Front Grating (1' Section)



STRAW CHOPPER REPAIR PLATES

- 71195441SR Straw Chopper Housing Repair Plate K/K2
- 71195442SR Straw Chopper Housing Repair Plate F2/F3
- 71195499SR Straw Chopper Housing Repair Plate M2/M3
- 71195500SR Straw Chopper Housing Repair Plate L2/L3
- 71409830SR Straw Chopper Housing Repair Plate A66 & A65 – 25 Slots
- 71409835SR Straw Chopper Housing Repair Plate A75, A76, A85 & A86 – 31 Slots

ELEVATOR CHAINS

- 71393534S Grain Elevator R76, R66, R65, R55, R72, R62, R52 (S/N 53001 & up) R42 (S/N 43001 & up)
- 71149844S Grain Elevator R52 (S/N prior 53001) R42 (S/N prior 43001) R50, R40
- 71149843S Returns Elevator R76, R66, R65, R55, R72, R62, R52, R42, R40

CONVEYOR CHAIN CROSS BARS

- 71373687S R42 (46001 & up) R52 (56001 & up) R55-26”
- 71373694S R62 (63001 - 68000) R72 (73001 – 78000) – 36”
- 71375336S R62 (68001 & up) R72 (78001 & up) R65 & R75 (3 strand) – 20 ½”
- 71408551S R65, R75, R66 & R76 (4 strand) 15 ¼”

FEEDER HOUSE CHAINS

Front Feeder Chains

- 71149938S R42, R52, R55 (557 Chain) – 16 slats
- 71149958S R62, R72, R65, & R75 prior to 2007(557 Chain) 3 Strand Chain, 32 Slats *
- 71412327S R66 & R76 (557 Chain) 4 Strand Chain, 48 Slats

Rear Feeder Chains

- 71149940S R40, R50, R42, R52, R55 (557 Chain) 14 Slats
- 71149960S R62, R72, R65 & R75 prior to 2007 (557 Chain) 3 Strand Chain, 28 Slats *
- 71449024S R66 & R76 (557 Chain) 4 Strand Chain, 42 Slats

*Combines equipped with lateral tilt also needs 3 offset links per strand of chain.

Ordering Code Description

GRAIN TABLE TROUGH REPAIR BOTTOMS

- 71374275S Gleaner 800 Series – Center Pan – 18’ – 30’ – 78 ½” Long
- 71360476S Gleaner 500 Series – Center Pan – 18’ – 30’ – 78 5/8” Long
- 71327938S Gleaner “R” – Center Pan – 18’ – 24’ – 54 ½” Long
- 71343989S Gleaner CG Boot – L3 Effective S/N30501- M3 Effective S/N 27401 – R40/R50, R42 prior S/N43001, R52 Prior S/N55001
- 71368419S Gleaner F, L & M – Center Pan – 18’ – 24’ – 56 3/16” Long
Complete Trough Sets Available on Request
 Series 2: K, F, L, M & N
 300 F, L & M Series
 300 R Series
 500 Series
 800/ 8000 Series

RETURNS ELEVATOR LOWER BOOT

NEW

- 71367405S Lower Boot N5, N7, R5, R6, A7, (S/N 7001-87000), R55 (Prior S/N HP52101), R42, R52 (S/N 43001 & up) R60, R70, R62, R72, R65, R75 (Prior HP62101,HP72101), C62

TABLE AUGER BEARING CENTER PLATE

- 8050 Gleaner 500 & 800 Series,
 Repair plate can be installed through inspection cover hole



GRAIN TABLE PARTS

- 71324692S Finger Cover Plate for Table Auger
- 71332796S Table Auger Finger Shaft 800 Series 39 5/8” Long – 1 1/8” CR

GRAIN TANK LOADING AUGER TUBES

- 71338827S Tube Fits – R40, R50, R42 & R52 Prior to S/N 53001 – Tube Length 43 ¾”
- 71362970S Tube Fits – R52 S/N 53001 & up, R62 Prior to S/N HL62999, R55, A65, A75 w/ Standard Bin Fill – Tube Length 55 ½”
- 71367498S Tube Fits – R62 S/N 63001 & up, R72, R65, R75 w/ Extensions – Tube Length 61 ½”
- 71413012S Tube Fits – A66, A76 & A86 – 12” I.D.
- 71444317S Tube Fits – R66, R76, S67, S77, S68, S78, S88, S96, S97, & S98 (Replaces 71426602)

CLEAN GRAIN ELEVATOR PARTS

- 71188934S L, L2, M, M2 Elevator Divider
- 71302865S Lower Boot L, L2 & L3 (Prior S/N 13000-28000) High Capacity
 L2 & L3 (S/N 15501-30501) Standard
 M2 & M3 (S/N 15401-18400) High Capacity
 M2 & M3 (S/N 18401-27401) Standard
- 71343989S Lower Boot L2 & L3 (S/N 13001 & up)
 M3 (S/N 27401 & up), R40 & R50
 R42 (Prior S/N 43001), R52 (Prior S/N 53001)
- 71399816S Lower Boot R55 S/N HN52101 & up, R65 S/N 62101 & up, R75 HP72101 & up, R66 & R76
- 71400529S Door R55 S/N HN52101 & up, R65 S/N 62101 & up, R75 HP72101 & up, R66 & R76



DRAPER HEAD END SHIELDS AND DIVIDER

- 71368511SL LH Anti Wrap End Shields 9250 Draper Head
- 71368511SR RH Anti Wrap End Shields 9250 Draper Head
- 71426376S 9250 Divider – Reinforced at Bottom



REAR HOOD PANEL

- 71354354S Gleaner R40-R72 – Heavier – Made out of 16GA Galvanized

I.H. / N.H. REPLACEMENT PARTS

Augers	12 - 14
Clean Grain Elevator Housing & Boot Parts	15
Conveyor Drums	12
Cornhead Parts	11 & 12
Grain Bin Trough Bottom	14
Grain Pan Parts	12
Grain Table Parts	16
Grain Tank Loading Tubes & Augers	13
Unloading Auger Ext. Kits	13
Unloading Auger Tubes & Augers	13 & 14
Vertical Unloading Housing	16
Walkers	12

Ordering Code Description

OUTSIDE SNOOTS

176233S I.H. Snout 800, 900 & 1000 Series L.H. (#176233C93)
 176234S I.H. Snout 800, 900 & 1000 Series R.H. (#176234C93)
 176237S I.H. Snout Point (176237C1) (Old # 199376C1)
 199068S I.H. Skid Shoe (199068C2)



CENTER SNOOTS

176228S I.H. 800, 900 & 1000 Series Narrow Row (176228C94)
 176221S I.H. 800, 900 & 1000 Series Wide Row (176221C94)
 176227S I.H. Point 800, 900 & 1000 (176227C1)
 199069S I.H. Wide Skid Shoe
 199070S I.H. Narrow Skid Shoe

CORNHEAD CENTER DIVIDERS

Reduced 1345370S I.H. Divider - 28" & 30" - 800 L.H.
Reduced 1345371S I.H. Divider - 28" & 30" - 800 R.H.
Reduced 176163S I.H. Divider - 36", 38" & 40" - 800 L.H.
Reduced 176164S I.H. Divider - 36", 38" & 40" - 800 R.H.
 1345363S I.H. Divider Assy. - 30" - 900 & 1000
Reduced 1345361S I.H. Divider - 36", 38" & 40" - 900 & 1000 L.H.
Reduced 1345362S I.H. Divider - 36", 38" & 40" - 900 & 1000 R.H.

OUTSIDE FENDERS

176191S I.H. Fender 800 L.H.
 176192S I.H. Fender 800 R.H.
 199503S I.H. Fender 900 & 1000 L.H.
 199504S I.H. Fender 900 & 1000 R.H.

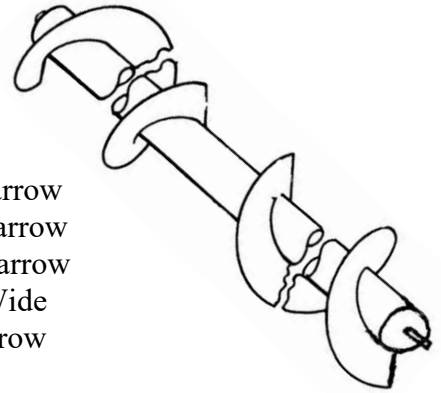
CORNHEAD TROUGHS

179508S	Bottom Right Trough 863 I.H.	
179507S	Bottom Left Trough 863 I.H.	
179516S	Bottom Right Trough 883 I.H.	
179515S	Bottom Left Trough 883 I.H.	
176118S	Bottom Center Trough 863 & 883 I.H.	Trough Kits
319209S	Bottom Right Trough 963 & 1063 I.H.	
322349S	Back Right Sheet Assy 963 & 1063 I.H.	319209KIT
199783S	Back Right Angle 963 & 1063 I.H.	
319208S	Bottom Left Trough 963 & 1063 I.H.	
322341S	Back Left Sheet Assy 963 & 1063 I.H.	319208KIT
199782S	Back Left Angle 963 & 1063 I.H.	
319213S	Bottom Right Trough 983 & 1083 I.H.	
322351S	Back Right Sheet Assy 983 & 1083 I.H.	319213KIT
199787S	Back Right Angle 983 & 1083 I.H.	
319212S	Bottom Left Trough 983 & 1083 I.H.	
322343S	Back Left Sheet Assy 983 & 1083 I.H.	319212KIT
199786S	Back Left Angle 983 & 1083 I.H.	
199752S	Bottom Center Trough 963, 983, 1063, & 1083 I.H.	
86634166S	Bottom Center Trough 2200, 2400, 3200 & 3400 I.H. (Stainless) – (68" x 19 7/8")	
199749S	Center Back Sheet 900 & 1000 (Throat Area)	
176144S	Angle Support for Center Back Sheet 900 & 1000 (Throat Area)	

Ordering Code Description

CORNHEAD AUGERS

176088S	Cornhead Auger 800 Series – 4 Row - Narrow
176100S	Cornhead Auger 800 Series – 6 Row – Narrow
199691S	Cornhead Auger 900/1000 Series – 4 Row - Narrow
199694S	Cornhead Auger 900/1000 Series – 6 Row – Narrow
338932S	Cornhead Auger 900 /1000 Series – 8 Row - Narrow
338927S	Cornhead Auger 900/ 1000 Series – 6 Row – Wide
86615202S	Cornhead Auger 2408/3208/3408 – 8 Row Narrow



CONVEYOR DRUMS

175975S	I.H. 715, 815 SN 8001 - after 1420, 1440 SN Prior - 50406 1640 SN Prior - 52483, 1470
175976S	I.H. 914 & 915 SN 8001 - after, 1480 SN Prior - 54600, 1482
1957438S	I.H. 1480 SN 54601 - after, 1680


STRAW WALKERS

Reduced

177204S	I.H. 815 & 915 Walker
8011	I.H. 815 & 915 Replacement Rear Grating (4' Section)
8012	I.H. 815 & 915 Replacement Front Grating 18"

GRAIN PAN MATERIAL

632695S	I.H. 615 & 303
632697S	I.H. 715 & 403
158046S	I.H. 815 Prior #4688 Complete Insert
175102S	I.H. 815 Above #4688 Back Section Only
158047S	I.H. 915 Prior #3179 Complete Insert
175107S	I.H. 915 Above #3179 Back Section Only
1040	N.H. 70, 75, 85, 86, 87 & 88
1042	N.H. 95, 96, 97 & 98



FRONT SECTIONS

175069S	I.H. 815 Above #4688
175078S	I.H. 915 Above # 3179

STRAW CHOPPER REPAIR PLATE FOR NEW HOLLAND


273271SR 1400, 1500, 975, 980, 985, 990, 995, TR70, TR75 & TR85

The straw chopper housing repair plate is for repairing the area where the stationary knife holes are in the housing. The plate goes to within a couple inches from each end. It has an offset crimp on each end so it can be overlapped and gives extra support.

Ordering Code Description

UNLOADING TUBES

195342S	I.H. 1420 - 1480 Outer Solid Unloading Tube - 87"
192838S	I.H. 1420 - 1480 Inner Unloading Tube Short - 49½"
192089S	I.H. 1420 - 1480 Inner Unloading Tube Long - 85½"
1317738S	I.H. 1620 - 2388 Inner Solid Unloading Tube - 90"
1317873S	I.H. 1620 - 2388 Inner Perforated Unloading Tube - 90"
1317734S	I.H. 1620 - 2388 Outer Unloading Tube 136" - 46½"
1317783S	I.H. 1620 - 2388 Outer Unloading Tube 172" - 82½"
1317899S	I.H. 1620 - 2388 Outer Unloading Tube 208" - 118½"
87557135S	I.H. 2577 & 2588 Inner Tube Solid for 18' and 21' - 126"
87557138S	I.H. 2577 & 2588 Inner Tube Perforated for 18' and 21' - 126"
87581650S	I.H. 2577 & 2588 Outer Tube 18' - 82 ½"
87581654S	I.H. 2577 & 2588 Outer Tube 21' - 118"
47624954S	I.H. 5088, 6088, 7088, 5130, 5140, 5150, 6130, 6140, 6150, 7130, 7140, 7150, 7230, 7240, 7250, 8230, 8240, 8250, 9230, 9240 & 9250 STD. RATE - 198 ¼" (red) replaces 87743673S
47405760S	I.H. 7240, 8230, 8240, 7230, 9230, & 9240 - 21' High Rate - 194 5/8"
47407783S	I.H. 7230, 7240, 7250, 8230, 8240, 8250, 9230, 9240, & 9250 Outer Unloading Tube - High Rate - Folding - 87 ½"
47439287S	I.H. 7130, 7230, 7240, 8230, 8240, 9230, & 9240 Inner Unloading Tube - High Rate - Folding - 172"
47551157S	I.H. 7240, 7250, 8240, 8250, 9240, & 9250 Inner Unloading Tube - High Rate - Folding - 172"
84071578S	N.H. CR 920, 940, 960, 970 & 980, CX840, 860 & 880, CX 8070 (A,3&4), CX 8080 (A,3&4), CX 8090 (A, 3&4) (black) - 198 ¼"
NEW 84240125S	I.H. Unloading Tube Extension - STD Rate 52 7/8" - 5088, 6088, 7088, 5130, 5140, 5150, 6130, 6140, 6150, 7130, 7140, 7150, 7230, 7240, 7250, 8230, 8240, 8250, 9230, 9240 & 9250
84536432S	I.H. Unloading Tube Extension - 21' High Rate - 67" Long - 7130, 7230, 7240, 7250, 8230, 8240, 8250, 9240, & 9250



UNLOADING AUGERS

1317935S	I.H. 1460 - 1680 One Piece Unloading Auger Round Drive - 172" system - 179"
198987S	I.H. 1640 - 2388 Inner Unloading Auger w/ spline bore - 172" and 208" systems
87556898S	I.H. 2388 S/N 300001 & up; 2577 & 2588 - Inner Auger - 126 ½" Long
87557246S	I.H. 1640 - 2388 Outer Unloading Auger - 172" system - 89 ¼" Long
87379141S	I.H. 1640 - 2388 Outer Unloading Auger - 208" system - 125 ¼" Long
220040S	I.H. 1640 - 2388 Unloading Auger Coupler Shaft - 6" Long (1" Hexagon)
84447941S	I.H. 5088, 6088, 7088, 5130, 6130, 7130, 8010AFX, 7120, 8120, 9120, 7230, 8230 & 9230 STD. RATE
47897750S	I.H. 7130, 7230, 7240, 7250, 8230, 8240, 8250, 9240, & 9250 High Rate

UNLOADING AUGER EXTENSION

SMC 18	I.H. 1400 & 1600 Series Unloading Auger Ext. 3 ft. (Round Drive)
SMC 24	I.H. 1600, 2100, 2300 Series Unloading Auger Ext. 3 ft (Spline Drive) The outside tube is inserted and bolted back at the elbow. The auger is installed at the drive end and supported by a hanger bearing. There is also a support rod extension with each kit.
SMC 28	I.H. 5088, 6088, 7088, 5130, 6130, 7130, 8010AFX, 7120, 8120, 9120, 7230, 8230, & 9230 STD Rate, Unloading Auger Ext. 3ft. The outside tube is bolted on using existing holes at the outer bolt mounting. The auger is welded to the original auger at outer end. 13 ½" tube



GRAIN TANK VERTICAL AUGERS

192835S	I.H. Auger, Vertical Fountain - Fits 1440, 1460, 1480, 1640 prior to SN97102 - 1660, Prior to SN 102896 & 1680 Prior to SN 115351
1347389S	I.H. Auger 1640 SN 97103 & up, 1660 SN 102897 & up, 1680 SN 115352 & up; 1644, 1666, 1680 - 1688, & 2144 - 2588
84447940S	I.H. Auger 5088, 5130, 5140, 6088, 6130, 6140, 7010, 7088, 7120, 7130, 7140, 8010, 8120, 9120 (7230, 8230 & 9230 Before 1-13)
51427981S	I.H. 7230, 7240, 7250, 8230, 8240, 8250, 9230, 9240, & 9250 High Rate

Ordering Code Description

BOTTOM UNLOADING AUGER

- 390556S I.H. Auger, Bottom Unloading 1440, 1460, 1480, 1640, 1660, 1680, 1644, 1666, 1668, 2144, 2166, 2188, 2344, 2366 & 2388
- 87280343S I.H. Rear Bin Unloading Auger AXF8010, 7120, 7010, 7240, 8040, 8120, 8240, 9120, 9240, 9010, 7230, 8230 ,9230 Ext Wear R.H. – Standard Rate
- 87280345S I.H. Rear Bin Unloading Auger AXF8010, 7120, 7010, 7240, 8040, 8120, 8240, 9120, 9240, 9010, 7230, 8230 ,9230 Ext Wear L.H. – Standard Rate

BIN FILL AUGERS

- 249275S I.H. 1660, 1680, 1688, 2144, 2166, 2188, 2344, 2366, 2388, 2577 & 2588 inclined
- 320724S I.H. 2144, 2166, 2188, 2344, 2366, 2388 inclined with sensor
- 87563930S I.H. 5088, 6088, 7088, 5130, 6130, 7130
- 87733275S I.H. 7010, 7120, 7230, 7240, 7250, 8010, 8120, 8230, 8240, 8250, 9120, 9230, 9240 & 9250



BIN FILL AUGER TUBE LINER KITS


- 84386327SR Liner for AFX8010, 7010, 8010, 7120, 8120, 9120, 7230, 8230, & 9230
- 47696923SR Liner for 7240, 7250, 8240, 8250, 9240, & 9250
- 47696909SR Liner for 7240, 7250, 8240, 8250, 9240, & 9250 –For tube with bolted arms

BIN FILL AUGER TUBES

- 199006S Lower Half Fits 2144 (S/N 172845) & up; 216 (S/N 0180000); 2188 (S/N 0191483); 2344, 2366, 2377 & 2388 (35" long w/ monitor)
- 1321557S Lower Half; Fits 1660, 1666, 1680, 1688, 2144 to S/N 107844; 2166 to S/N 0179999; 2188 to S/N 0191482 (35" long)
- 1321560S Top Half; Fits 1660, 1666, 1680, 1688, 2144, 2166, 2188, 2344, 2366, 2377 & 2388 (19¼" long)
- 47512737S Tube Fits 5130, 6130, & 7130
- 84173032S Tube Fits 5088, 6088, & 7088

GRAIN BIN TROUGH BOTTOM

- 7066 I.H. 1440, 1460, 1480, 1640, 1660, 1644, 1666, 1680, 1688, 2144, 2166, 2188, 2344, 2366, 2388, 2577 & 2588 – Front and Rear Stainless
- 7067 IH 5088, 6088, 7088, 5130, 6130 & 7130 – Front & Rear Stainless
- 7068 IH 7010, 8010, 9010, 7120, 8120, 9120, NH 9040, 9060, 9065, 9070, 9080, 9090, 920, 940, 960, 970, 980 – Front & Rear – Stainless – Standard Rate, Covers Entire Width of the Grain Tank!



Ordering Code Description

CLEAN GRAIN ELEVATOR HOUSING

367708S Clean Grain Elevator Housing Fits 1640, 1660, 2144,
2166, 2344, 2366 without and with AFS
367308S Clean Grain Elevator Housing Fits 1680, 1688, 2188,
2377, 2388, 2577, 2588 without and AFS



CLEAN GRAIN ELEVATOR HOUSING BOOT PARTS

223237S Lower Boot Outer Side 1644, 1666, 1688,
2144, 2166, 2344, 2366, 2188, 2377, 2388,
2577, 2588 with AFS System
1318585S Lower Boot Outer Side 1640, 1644, 1660,
1680, 1688, 2144, 2166, 2344, 2366
176175S Lower Boot Outer Side 2188, 2377, 2388, 2577,
2588 without AFS System
1317673S Lower Boot Inner Side 1640, 1644, 1660, 1666,
2144, 2166, 2344, 2366
1318584S Lower Boot Inner Side 1680, 1688, 2188,
2377, 2388, 2577, 2588
1317270S Deflector 1640, 1644, 1660, 1666, 2144,
2166, 2344, 2366
1318590S Deflector 1680, 1688, 2188, 2377, 2388,
2577, 2588
1317273S Cover Front Boot 1640, 1644, 1660, 1666,
2144, 2166, 2344, 2366
1317439S Cover Front Boot 1680, 1688, 2188, 2377,
2388, 2577, 2588
1317271S Cover Rear Boot 1640, 1644, 1660, 1666,
2144, 2166, 2344, 2366
1317437S Cover Rear Boot 1680, 1688, 2188, 2377,
2388, 2577, 2588
1317276S Solid Door 1640, 1644, 1660, 1666, 2144,
2166, 2344, 2366
1317430S Solid Door 1680, 1688, 2188, 2377, 2388, 2577, 2588
1317442S Auger Cover for Lower Clean Grain Auger
1680, 1688, 2188, 2377, 2388, 2577, 2588*
1317452S Auger Cover for Lower Clean Grain Auger
1640, 1644, 1660, 1666, 2144, 2166, 2344, 2366*
* Auger cover is located between side of combine and elevator boot.



LOWER CLEAN GRAIN AUGERS

1317484S I.H. 1640, 1660, 1644, 1666, 2144, 2344, 2366
1317409S I.H. 1680 & 1688
87653248S I.H. 2188, 2388 to S/N 274396 – Old #143759AZ

Ordering Code Description

VERTICAL UNLOADING HOUSING

- 95650S I.H. Vertical Grain Tank Unloading Housing 1420 – 2588 – Replaces B95650A, 248307A2, 87593313 and 192830C92
- 192475S I.H. Sump Grain Tank Unloading Housing 1420 – 2588 – 40% Heavier
- 189284S I.H. Door for the 192475S Housing
- 9050 I.H. Repair ring for vertical unloading housing on 5088 – 9230 – Standard Rate – 6 ½” wide to reinforce tube so does not collapse.



UNLOADING AUGER ELBOW

- 87598258S IH Unloading Auger Elbow Housing 1420-2588 (Replaces 248308AZ and 87598258)

GRAIN TABLE REPAIR STUB

- 8051 Stub Repair – Cut Off Bad End of Drive Shaft and Weld On - Small
- 8052 Stub Repair – Cut Off Bad End of Drive Shaft and Weld On – Large
Used on 30’ & 35’ Tables




TABLE AUGER COVER

- 87450151S Table Cover Door, 6 Bolt (Diamond Shaped Holes) 1010 & 1020 Center
- 87017844S Table Cover Door, 2 Bolt (6.3” Dia. Round Hole) 1010, 1020 Outer Used on Full Finger Auger, All 2010, 2020, 3020, NH73C & NH74C

WHITE REPLACEMENT PARTS

Elevator Chains	19
Grain Pan Parts	19
Grain Table Parts	19
Straw Chopper Parts	19

Ordering Code Description

CHAINS FOR ELEVATOR TO CYLINDER


1835353S White 7300
1667853S White 7600/8600/8700
1667863S White 8800/8900

GRAIN PAN MATERIAL

1020 White 7300 - 32 ¼" Wide – 73 x 33 x 15
1021 White 7600, 8600 & 8700 – 43 ½" Wide
1022 White 7800, 8800 & 8900 – 50 ¼" Wide
1023 White 9700 & 9720 Rear Grain Pan
1024 White 9700 & 9720 Front Grain Pan

GRAIN PANS

1586371S White 7300 Grain Pan
1817801S White 8800 & 8900 Grain Pan
1817811S White 7600, 8600 & 8700 Grain Pan
2450141S White 9700 & 9720 Rear Grain Pan
2552041S White 9700 & 9720 Front Grain Pan



GRAIN TABLE TROUGH REPAIR PLATES

10112 White 900 – 22'
10113 White 900 – 24'
10114 White 900 – 25'
10115 White 900 – 30'

UNLOADING TUBES

2493021S White 9700 & 9720 – 142.52" Long
1829373S White 8700, 8900 & 8920 – 157.50" Long – Made to Order

CORN HEAD TROUGHS

1577470S White Bottom Center Trough All 700 Series
1597370S White Bottom RH Trough 706N & 705W
1597380S White Bottom LH Trough 706 & 705W
1687660S White Bottom RH Trough 708
1687670S White Bottom LH Trough 708


JOHN DEERE REPLACEMENT PARTS

Augers	27 - 31
Clean Grain Auger Troughs	32
Clean Grain & Returns Auger Covers	32
Clean Grain & Returns Elevator Housing	26
Conveyor Drums	27
Cornhead Parts	23 & 24
Feeder House Floor Plates	33
Grain Table Parts	25
Grain Tank Loading Tubes & Augers	28
Unloading Auger Boot	32
Unloading Auger Ext. Kits	31
Unloading Auger Tubes & Augers	30
Walkers	25

Ordering Code Description

OUTSIDE FENDERS

82434S J.D. Fender High Tin R.H.
 82435S J.D. Fender High Tin L.H.
 118342S J.D. Fender Low Tin R.H.
 118343S J.D. Fender Low Tin L.H.



CORN HEAD TROUGHS

146025S Bottom Trough 443JD to S/N 467620
 Bottom Center Trough 643JD & 843JD
 124153S Bottom Trough 443JD S/N 467621 & up
 82817S Bottom Trough Right & Left 643JD to S/N 332700
 Bottom Trough Left 643JD S/N 332701 & up – 28 ¼” Long
 96522S Bottom Trough Right 643JD S/N 332701 & up – 27 7/8” Long
 102585S Bottom Trough Left 843JD
 102584S Bottom Trough Right 843JD to S/N 332700 – 58 ¼” Long
 96524S Bottom Trough Right 843JD S/N 332701 & up – 57 7/8” Long
 102296S Bottom Center Trough 444JD to S/N 332700; 644JD to S/N 620636
 146024S Bottom Center Trough 444JD S/N 333701 & up;
 644JD S/N 620637 & up; 844JD
 146440S Bottom Trough Right 1293 to S/N 695755
 146441S Bottom Trough Left 1293 to S/N 695755
 151257S Bottom Center Trough Narrow Row Early S/N - 90 Series
 159357S Bottom Center Trough Wide Row Early S/N - 90 Series
 179193S Bottom Center Trough Narrow Row Late S/N - 90 Series
 179194S Bottom Center Trough Wide Row Late S/N - 90 Series
 151293S Bottom Trough Left 693 to S/N 690980
 151292S Bottom Trough Right 693 to S/N 690980
 179196S Bottom Trough Left 693 S/N 690981 & Up
 179195S Bottom Trough Right 693 S/N 690981 & Up
 146435S Bottom Trough Left 694 to S/N 690618
 146434S Bottom Trough Right 694 to S/N 690618
 179198S Bottom Trough Left 694 S/N 690619 & Up
 179197S Bottom Trough Right 694 S/N 690619 & Up
 151260S Bottom Trough Left 893 to S/N 695521
 151259S Bottom Trough Right 893 to S/N 695521
 153642S Bottom Trough Right 1290 to S/N 690666
 153643S Bottom Trough Left 1290 to S/N 690666
 179202S Bottom Trough Left 893 S/N 695522 & Up
 179201S Bottom Trough Right 893 S/N 695522 & Up
 179207S Bottom Trough Left 1290 S/N 690667 & up
 179208S Bottom Trough Right 1290 S/N 690667 & up
 179209S Bottom Trough Right 1293 S/N 695756 & up
 179210S Bottom Trough Left 1293 S/N 695756 & up
 231600SR Bottom Center Trough (weld-in) 606, 608 & 612 to S/N 745100
 123115S Bottom Center Trough (bolt-in) 606, 608, 612, 616 & 618 S/N 745101 & up

Ordering Code Description

OUTSIDE CORN HEAD SNOUTS

102484S	J.D. 20" High Tin R.H.
102485S	J.D. 20" High Tin L.H.
109667S	J.D. Snout High Tin L.H. Also fits 50 & 50 Series Row crop Bean Head (#AH109667)
109666S	J.D. Snout High Tin R.H. Also fits 50 & 50 Series Row crop Bean Head (#AH109666)
115402S	J.D. Snout Low Tin R.H. (#AH115402)
115403S	J.D. Snout Low Tin L.H. (#AH115403)
103631S	J.D. Snout Point (#N103631)
85104S	J.D. Skid Shoe (#H85104)
102372S	J.D. High Tin R.H. Pivot Bracket
102373S	J.D. High Tin L.H. Pivot Bracket




CENTER SNOUTS

84480S	J.D Point
101029S	J.D. 20" Row
129764S	J.D. Narrow Row (AH129764)
129766S	J.D. Wide Row (AH129766)
129768S	J.D. Narrow Row Bean
129769S	J.D. Wide Row Bean

CORN HEAD CENTER DIVIDERS

REDUCED	85632S	J.D. Divider – 20"
REDUCED	118340S	J.D. Divider – Wide R.H.
REDUCED	118341S	J.D. Divider – Wide L.H.
	103206S	J.D. Divider Pivot Bracket R.H.
	103207S	J.D. Divider Pivot Bracket L.H.
	104376S	J.D. Divider Right Rear Corner Bracket
	104377S	J.D. Divider Left Rear Corner Bracket



BEAN HEAD CENTER DIVIDERS

98159S	RH – JD Divider – Bean Head – Narrow Row
98158S	LH – JD Divider – Bean Head – Narrow Row
96932S	RH – JD Divider – Bean Head – Filler Bracket Narrow Row
96931S	LH – JD Divider – Bean Head – Filler Bracket Narrow Row

Ordering Code Description

GRAIN TABLE PARTS

89390S	Divider Point 200 & 900 Series
136046S	Table Auger Cover 900 Series Oval - (Bolt On)
203897S	Table Auger Cover 900 Series Oval - (Clamp On)
87184S	Table Auger Cover 200 Series & Early 900 Series Round – (Bolt on)

GRAIN TABLE TROUGH REPAIR KITS & PANELS

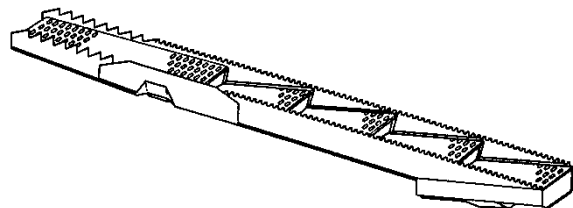
10100	J.D. 213 – Trough Kit
10101	J.D. 215 & J.D. 915 Prior S/N 638500 – Trough Kit
10102	J.D. 216 – Trough Kit
10103	J.D. 218 & J.D. 918 Prior S/N 638500 – Trough Kit
10104	J.D. 220 & J.D. 920 Prior S/N 638500 - Trough Kit
10105	J.D. 915 - Trough Kit - S/N 638500 & Up
10106	J.D. 918 - Trough Kit - S/N 638500 & Up
10107	J.D. 920 - Trough Kit - S/N 638500 & Up
10108	J.D. 922 - Trough Kit - S/N 638500 & Up
10109	J.D. 924 - Trough Kit - S/N 638500 & Up
10110	J.D. 925 - Trough Kit - S/N 638500 & Up
10111	J.D. 930 - Trough Kit - S/N 638500 & Up
10116	J.D. 625 – Trough Kit
10117	J.D. 630 – Trough Kit
10118	J.D. 635 – Trough Kit
218792S	J.D. 600 Series Center Repair Plate – 68 1/2” Wide – Weld In – Replaces original center panel.

GRAIN BIN TROUGH BOTTOM

7095	J.D. 9400/9410, 9500/9510, CTS & CTS II Trough Kit-Front & Rear - Stainless
7096	J.D. 9600/9610 Trough Kit - Front & Rear - Stainless
7097	J.D. 6620 Trough Kit - Front & Rear - Stainless
7098	J.D. 7720 Trough Kit - Front & Rear - Stainless
7099	J.D. 8820 Trough Kit - Front & Rear - Stainless
8000	J.D. 9560STS, 9650STS, 9750STS; 9660STS, 9570STS & 9760STS w/ Standard Rate Cross Auger (7½" dia) Trough Kit
8001	J.D. 9450, 9550, 9560W, 9650CTS & 9660 CTS Trough Kit-Front & Rear-Stainless
8002	J.D. 9650W, 9660W Trough Kit - Front & Rear -Stainless
8003	J.D. 9660STS – 9870STS – Front & Rear – Stainless – High Rate
9000	J.D. 9400 - 9660W, CTS, CTSII Unloading Bottom Repair Plate
9001	J.D. 9560STS - 9760STS w/Standard Rate Cross Auger (7½" dia) Unloading Bottom Repair Plate
9002	J.D. 9660STS – 9870STS, S550, S650, S660, S670, S680, & S690 – Unloading Bottom Repair Plate – High Rate

STRAW WALKERS

99693S	J.D. 4400/4420 Walker
93701S	J.D. 6600/7700 Walker
94469S	J.D. 6620/7720/8820 Walker
209840S	J.D. 9500/9660
210336S	J.D. 9400/9450
8030	J.D. 4400/4420 Grating (4’ Section)
8031	J.D. 6600/8820 Grating (4’ Section)



Ordering Code Description



CLEAN GRAIN ELEVATOR HOUSING

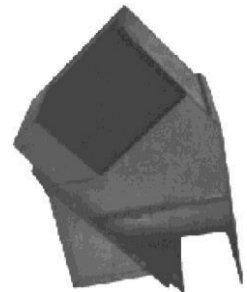
- 112165S Kit required when installing 112164S on the following models: 6600 & 7700; 6620 up to S/N 551900; 7720 up to S/N 556300; 8820 up to S/N 464350.
- 112164S Clean Grain Elevator Housing Fits 6600, 6620, 7700, & 7720 – 8820 Up to S/N 464350
- 105850S Clean Grain Elevator Housing Fits 8820 S/N 464351 & up
- 156594S Lower Clean Grain Elevator Housing Fits 9400, 9410, 9500, & 9510
- 153743S Upper Clean Grain Elevator Housing Fits 9400, 9410, 9500, & 9510
- 156596S Lower Clean Grain Elevator Housing Fits 9600 & 9610
- 153741S Upper Clean Grain Elevator Housing Fits 9600 & 9610
- 12250S Clean Grain Elevator Housing Fits 9560STS, 9650STS, 9750STS, 9660STS, 9760STS, 9860STS, 9570STS & 9670STS
- 207172S Clean Grain Elevator Housing Fits 9450, 9550, 9550SH, 9560, 9560SH, 9650, 9650CTS, 9660 & 9660CTS
- 12248S Clean Grain Elevator Housing 9770STS & 9870STS
- 14371S Clean Grain Elevator Housing Fits S550, S650, & S660 – Standard Capacity
- 14370S Clean Grain Elevator Housing Fits S670, S680, & S690 – High Capacity

RETURN ELEVATOR HOUSING

- 112080S Kit, required when installing 112077S on 8820 up to S/N 610700
- 96371S Return Elevator Housing Fits 6600 & 7700, 6620 up to S/N 610300 - 7720 up to S/N 610500
- 112077S Return Elevator Housing Fits 6620 S/N 610301 & up 7720 S/N 610501 & up-8820
- 169233S Return Elevator Housing Fits 9400-9660
- 12678S Return Elevator Door 6600 & 7700, 6620 up to S/N 610300 - 7720 up to S/N 610500, also 3300, 4400, & 4420
- 98029S Return Elevator Door 6620 S/N 610301 & up 7720 S/N 610501 & up - 8820
- 130892S Return Elevator Door 9400 – 9660
- 217786S Return Elevator Door 9570STS, 9560STS, 9660STS, 9670STS, 9750STS, 9760STS, 9770STS, 9860STS, 9870STS, S550,S660,S670,S760,&S770 (Stainless)
- 234729S Return Elevator Door – S680, S690, S780, & S790 (Stainless)

CLEAN GRAIN ELEVATOR HOUSING BOOTS

- 88989S Upper Boot - Fits 6600 S/N 15650 & up 7700 S/N 163901 & up; 6620
- 97856S Upper Boot - Fits 7720; 8820 up to S/N 464350
- 105498S Upper Boot - Fits 8820 S/N 464351 & up
- 83511S Lower Boot - Fits 6600 & 7700
- 93242S Lower Boot - Fits 6620 & 7720; 8820 up to S/N 464350
- 105854S Lower Boot - Fits 8820 S/N 464351 & up
- 149182S Lower Boot - Fits 9400, 9410, 9500 & 9510
- 149181S Lower Boot - Fits 9600 & 9610
- 69600S Lower Boot - Fits 9450, 9550, 9650, 9560, 9660, 9650CTS, 9660CTS, 9650STS, 9750STS, 9560STS, 9660STS, 9760STS, 9860STS, 9550SH & 9560SH
- 72627S Lower Boot – Fits 9770STS, 9870STS, S670 High Capacity & S670 Hill Master
- 66789S Lower Boot – Fits 9570STS, 9670STS, S550, S660 & S670 Standard Capacity
- 77062S Lower Boot Door 6600 - 8820 up to S/N 464350
- 105855S Lower Boot Door 8820 S/N 464351 & up
- 129357S Lower Boot Door 9400, 9410, 9500 & 9510
- 129358S Lower Boot Door 9600 & 9610
- 138426S Lower Boot Door 9450, 9550, 9650, 9560, 9660, 9650CTS, 9660CTS, 9650STS, 9750STS, 9560STS, 9660STS, 9760STS, 9860STS, 9870STS, S550, S650, S660, S670, S680, S690, S760, S770, S780, S790



Ordering Code Description

CONVEYOR DRUMS



108852S J.D. 4400 & 4420 drum
 142393S J.D. 9600, 9650 & 9610 - 63¼" Long
 142394S J.D. 9400, 9450, 9650STS, 9410, 9500, 9550, 9750STS, 9510 - 52¼" Long
 143365S J.D. 9600, 9650 & 9610 (w/ contour master) - 61" Long
 216876S J.D. 9670STS, 9770STS, 9870 S/N 730101 and up S650, S660, S670, S680, S690 to S/N 775000- 49 1/8" Long
 220242S J.D. 9660STS S/N 720301 & Up, J.D. 9760STS S/N 720401 & Up, J.D. 9860STS - S/N 720501 (9670STS, 9770STS, 9870STS Prior S/N 730100) - 51 5/8" Long
 220243S J.D. 9560STS S/N 720101 & Up & 9570STS - 40 15/16" Long
 27254S J.D. S650, S660, S670, S680, S690 (S/N775001 & up), S760, S770, S780, S790 - 49 1/8" Long
 220242SB KIT J.D. Bearing Kit for 60 Series
 220242SS KIT J.D. Shaft and Arm Kit for 60 Series
 220243SS KIT J.D. Shaft and Arm Kit for 60 Series

CONVERSION ORDER CHART FOR NEW 4-BOLT BEARING STYLE DRUMS

	220242S	220243S	220242SB KIT	220242SS KIT	220243SS KIT
9560STS Prior S/N 710559		REQUIRED	REQUIRED		REQUIRED
9560STS S/N 710560-720100		REQUIRED	REQUIRED		
9660STS Prior S/N 711301 & 9760STS Prior S/N 711197	REQUIRED		REQUIRED	REQUIRED	
9660STS S/N 711302-720300 & 9760STS S/N 711198-720400	REQUIRED		REQUIRED		
9860STS S/N Prior 710892	REQUIRED		REQUIRED	REQUIRED	
9860STS S/N 710893-720500	REQUIRED		REQUIRED		
~ Please check that your drum has not been converted to new style already ~					

GRAIN TANK FRONT UNLOADING AUGERS

98211S J.D. Auger - Fits 6620
 98212S J.D. Auger - Fits 7720 (AH98212)
 107393S J.D. Auger - Fits 8820 (AH107393)
 201744S J.D. Auger - Fits 9400, 9410, 9450, 9500, 9510, 9550, 9560, 9570, 9650, 9660, 9670, 9750 & 9760 CTS, CTS, CTSII, STS (STD. Rate)
 202875S J.D. Auger - Fits 9600, 9610 & 9650
 202958S J.D. Auger - Fits 9660 STS, 9760STS, 9670STS, 9770STS, 9860STS, 9870STS, 9880STS, S660, S670, S680, S690, S760, S770, S780, & S790 TO S/N 805000(High Rate) (New # AXE18081)


GRAIN TANK REAR UNLOADING AUGERS

103727S J.D. Auger - Fits 6620 up to SN 600000 w/ paddle
 114715S J.D. Auger - Fits 6620 SN 600001 & up
 103728S J.D. Auger - Fits 7720 up to SN 600000 w/ paddle
 114716S J.D. Auger - Fits 7720 SN 600001 & up
 103729S J.D. Auger - Fits 8820 up to SN 600000 w/ paddle
 114717S J.D. Auger - Fits 8820 SN 600001 & up
 201743S J.D. Auger - Fits 9400, 9410, 9450, 9500, 9510, 9550, 9560, 9650, 9660, 9670, 9750 & 9760 CTS, CTS, CTS II, STS (STD. Rate)
 202881S J.D. Auger - Fits 9600, 9610 & 9650
 202959S J.D. Auger - Fits 9660 STS, 9760STS, 9670STS, 9770STS, 9860STS, 9870STS, 9880STS, S660, S670, S680, S690, S760, S770, S780, & S790 TO S/N 805000 (High Rate) (New # AXE18082)

Ordering Code Description

GRAIN TANK LOADING AUGERS

- 127732S J.D. Auger Fits 4400 Ser. #151501 & up; 4420 (#AH127732)
- 90624S J.D. Auger Fits 6600 Ser. #163901 & up (#AH90624)
- 127728S J.D. Auger Fits 6620; 7700 Ser. #163901 & up (#AH127728)
- 127729S J.D. Auger Fits 7720 (#AH127729)
- 127730S J.D. Auger Fits 8820 (#AH127730)
- 84824S J.D. Auger Top Fits 4400 up to Ser. #151500 & 6600 up to Ser. #156500
- 84825S J.D. Auger Top Fits 7700 up to Ser. #163900
- 84823S J.D. Auger Center Fits 4400 up to Ser. #151500 & 6600 up to Ser. #163900
- 84822S J.D. Auger Bottom Fits 6600 up to Ser. #156500 & 7700 up to Ser. #163900
- 84821S J.D. Auger Bottom Fits 4400 up to Ser. #151500
- 136091S J.D. Auger Fits 9400 up to Ser. #640100 & 9500 up to Ser. #640200
- 136635S J.D. Auger Fits 9400 Ser. #640101 & up; 9500 Ser. #640201 & up, 9510
- 136092S J.D. Auger Fits 9600 up to Ser. #640300
- 136636S J.D. Auger Fits 9600 Ser. #640301 & up, 9610
- 146554S J.D. Auger Fits 9410 & 9510 Top Folding
- 146214S J.D. Auger Fits 9410 & 9510 Bottom Folding
- 146553S J.D. Auger Fits 9610 Top Folding
- 146215S J.D. Auger Fits 9610 Bottom Folding
- 205897S J.D. Auger Fits 9450, 9650 W, 9550, 9560 W, 9650STS, 9660STS, 9860STS, 9750STS, 9760STS & 9660W – Old Style w/ Bushing for Bearing
- 218485S J.D. Auger Fits 9670STS, S660, S760 to S/N 805000 – New Style – Can be used for 205897S w/ 19M7815 Bolt and 10384 Bearing
- 223220S J.D. Auger Fits 9560STS, 9570STS, S550, & S650 (Old # AH205605)
- 230013S J.D. Auger Fits 9770STS & 9870STS, S670, S770, & S760 S/N 805001 & UP without power fold
- 69563S J.D. Auger Fits S680, S690, S780 & S790 – 400 Bushel- Manual & Power Fold
- 69564S J.D. Auger Fits S660, S670, S760, & S770 – 300 Bushel – Power Fold



GRAIN TANK LOADING AUGER TUBES

- 88983S J.D. Tube Fits 4400 Ser. #151501 & up 6600 Ser. #163901 & up (#AH88983)
- 88982S J.D. Tube Fits 6620; 7700 Ser. #163901 & up (#AH88982)
- 98300S J.D. Tube Fits 7720 & 8820 (#AH98300)
- 83899S J.D. Auger Extension Housing with Door-Fits 6600 Up to Ser. #156500 & 7700 up to Ser. #163900 (#AH83899 and H77053)
- 76249S J.D. Tube Fits 3300 (#AH76249)
- 78201S J.D. Tube Fits 4400 up to Ser. #151500 (#AH78201)
- 75997S J.D. Tube Fits 6600 up to Ser. #156500 (#AH75997)
- 77064S J.D. Tube Fits 7700 up to Ser. #163900 (#AH77064)
- 131903S J.D. Tube Fits 9400 up to Ser. #640100, 9500 up to Ser. #640200
- 131907S J.D. Tube Fits 9600 up to Ser. #640300
- 135444S J.D. Tube Fits 9400 Ser. #640101 & up, 9410, 9500 Ser. #640201 & up, 9510
- 135563S J.D. Tube Fits 9600 Ser. #640301 & up, 9610
- 211160S J.D. Tube Fits 9450, 9550, 9550SH, 9560, 9560SH, 9650, 9650CTS, 9660, 9660CTS – 45 3/16” Tube *Stainless*
- 217983S J.D. Tube Fits 9770STS & 9870STS – 45 3/16” Tube - *Stainless*
- 219093S J.D. Tube Fits 9650STS, 9660STS, 9670STS, 9750STS, 9760STS, 9860STS, S660 & S760 to S/N 805000 – Manual Fold – 45 3/16” Tube - *Stainless*
- 219096S J.D. Tube Fits 9560STS, 9570STS, S550, S650 – 40 3/16” Tube - *Stainless*
- 12747S J.D. Tube Fits S670 & S770 – Manual Fold – High Rate – 45 3/16” Tube - *Stainless*
- 56593S J.D. Tube Fits S660, S670, S670, S760 to S/N 805000, & S770 to S/N 805000 – Power fold – 45 3/16” Tube - *Stainless*
- 56594S J.D. Tube Fits S680, S690, S780, to S/N 805000, & S790 to S/N 805000 – Power fold – 53 1/16” Tube - *Stainless*
- 56595S J.D. Tube Fits S680, S690, S780, & S790 – Manual Fold – (AXE 83882) 53 1/16” Tube - *Stainless*



Ordering Code	Description
------------------	-------------

INNER UNLOADING AUGERS

76241S	J.D. Auger, Inner Unloading – Fits 4400
85409S	J.D. Auger, Inner Unloading – Fits 6600 (AH85409)
85410S	J.D. Auger, Inner Unloading – Fits 7700 (AH85410)

GRAIN TANK VERTICAL AUGERS

123929S	J.D. Auger, Vertical Fountain - Fits all 6620, 7720 & 8820 (AH123929)
124852S	J.D. Auger, Vertical Fountain - Fits 9400, 9410, 9450 to S/N 695100, 9500, 9500SH, 9510, 9510SH; 9550 to S/N 695200; 9500SH to S/N 695700; 9600; 9610; 9650 to S/N 695300; 9650CTS to S/N 695400; CTS, CTS II
146840S	J.D. Auger, Vertical Fountain - Fits all 9650STS, 9750STS, 9560STS, 9660STS with standard rate auger
171550S	J.D. Auger, Vertical Fountain - Fits 9450 S/N 695101& up; 9550 S/N 695201 & up; 9550SH S/N 695701 & up; 9650 S/N 695301 & up; 9650CTS S/N 695401 & up; 9560, 9560SH, 9660, 9660CTS
202956S	J.D. Auger, Vertical Fountain - Fits 9660 STS, 9760 STS, 9860 STS, 9670 STS, 9770 STS & 9870 STS (High Rate)
AXE18070S	J.D. Auger, Vertical Fountain – Fits S660, S670, S680, S690, S760, S770, S780 & S790

SHOE SUPPLY AUGERS

95945S	J.D. Auger - Fits 4400/4420
95946S	J.D. Auger - Fits 4400/4420
95943S	J.D. Auger R.H. - Fits 6600, 7700, 6620 & 7720 (AH95943)
95944S	J.D. Auger L.H. - Fits 6600, 7700, 6620 & 7720 (AH95944)
130424S	J.D. Auger R.H. - Fits 9400, 9500 & 9600 - steel
130425S	J.D. Auger L.H. - Fits 9400, 9500 & 9600 - steel
146786S	J.D. Auger L.H. - Fits 9650STS, 9560STS, 9760STS, 9750STS, 9660STS & 9860STS, 9570STS, 9670STS, 9770STS, 9870STS, S550, S650, S660, S670, S680, S690, S760, S770, S780, & S790
146787S	J.D. Auger R.H. - Fits 9650STS, 9560STS, 9760STS, 9750STS, 9660STS & 9860STS, 9570STS, 9670STS, 9770STS, 9870STS, S550, S650, S660, S670, S680, S690, S760, S770, S780, & S790

LOWER CLEAN GRAIN AUGERS

76772S	J.D. Auger, Clean Grain - Fits 4400 & 4420
91468S	J.D. Auger, Clean Grain - Fits 6600
91469S	J.D. Auger, Clean Grain - Fits 7700
91283S	J.D. Auger, Clean Grain - Fits 6620
107442S	J.D. Auger, Clean Grain - Fits 7720
107400S	J.D. Auger, Clean Grain - Fits 8820 up to 464350 `79 & `80
105856S	J.D. Auger, Clean Grain - Fits 8820 - 464351 & up `81 - `89
141577S	J.D. Auger, Clean Grain - Fits 9400, 9410, 9500, 9510, CTS, CTS II
141576S	J.D. Auger, Clean Grain - Fits 9600 & 9610
162154S	J.D. Auger, Clean Grain - Fits 9450, 9550, 9560 W, 9650STS, 9660STS, 9670STS, 9750STS, 9760STS, 9860STS, S650, S660, & S760
162153S	J.D. Auger, Clean Grain - Fits 9650 W, 9660 W
206109S	J.D. Auger, Clean Grain - Fits 9560 STS
219339S	J.D. Auger, Clean Grain – Fits 9770STS, 9870STS, S670, S680, S770, & S780 (New #AXE S9539)
45389S	J.D. Auger, Clean Grain – Fits S690, & S790

Ordering Code	Description
UNLOADING AUGER	
99394S	J.D. 6600/7700 Unloading Auger – 142 5/8"
112435S	J.D. 9400 - 9650 Short Auger (use on 2-piece unloading augers) - 74"
114138S	J.D. 4400/4420 Unloading Auger - 136"
143729S	J.D. 6620 - 9610 17' Unloading Auger - 200 7/8"
143731S	J.D. 6620 - 9750 14' Unloading Auger (use with 112435S for 20' auger) - 164 7/8"
143727S	J.D. 9400 - 9750 Unloading Auger (use with 112435S for 17' auger) 129"
169061S	J.D. 9650 STS above 690501, 9750 STS above 690601, 9760 STS, 9660 STS Inner Unloading - 82½"
173593S	J.D. 9650 STS, 9560W Outer Unloading (18½" system)
173595S	J.D. 9560 W, 9660 W, 9560 STS, 9660 STS, 9760 STS Outer Unloading (21½" system)
201797S	J.D. 9660 STS, 9760 STS, 9860STS, 9670STS, 9770STS, 9870STS, S660, S670, S680, S690, S760, S770, S780, S790 up to S/N 810000, Inner Unloading – High Rate 22.5 ft., 26 ft, 28.5 ft
72774S	J.D. S760, S770, S780, S790 S/N 810001 & up Inner Unloading High Rate 26 ft & 28.5 ft.
203021S	J.D. 9660 STS, 9760 STS, 9860 STS, 9670STS, 9770STS, S660, S670, S680 & S690 Outer Unloading Auger–High Rate 22.5ft
211828S	J.D. 9670STS, 9770STS, 9870STS, S670, S680 & S690– Outer Unloading Auger – High Rate – Folding Auger – 22.5 ft. & 26 ft
226068S	J.D. 9670STS, 9770STS, 9870STS, S670, S680 & S690– Middle Unloading Auger – High Rate – Folding Auger – 22.5 ft
42895S	J.D. S660, S670, S680, S690, S760, S770, S780, S790 – Middle Unloading – High Rate – Folding Auger – 26 ft.
234554S	J.D. 9670STS, 9770STS, 9870STS, S670, S680 & S690 – Middle Unloading Auger – High Rate 26ft & 28.5 ft.
235525S	J.D. 9670STS, 9770STS, 9870STS, S670, S680 & S690 – Outer Unloading Auger – High Rate 26ft
41770S	J.D. S660, S670, S680, S760, S770, S780, & S790 – Outer Unloading Auger – High Rate 28.5 ft.

UNLOADING TUBES

87107S	J.D. 3300/4400 Solid Unloading Tube - 135½"
99414S	J.D. 6600/7700 Solid Unloading Tube - 142¾"
101599S	J.D. 4420 Solid Unloading Tube - 135½"
145047S	J.D. 9400 – 9750STS Unloading Tube Solid 14ft – 108 ½"
140334S	J.D. 6620, 7720, & 8820 Unloading Tube Solid 14 ft. (New #145049) -144½"
	J.D. 9400 – 9750STS Unloading Tube Solid 17 ft. - 144½"
140335S	J.D. 6620, 7720 & 8820 Unloading Tube Screened 14 ft. - 144½"
	J.D. 9400 – 9750STS Unloading Tube Screened 17 ft. - 144½"
112865S	J.D. 6620, 7720 & 8820 Unloading Tube Solid 17 ft. (New #145050) - 180½"
	J.D. 9400 – 9750STS Unloading Tube Solid 20 ft. - 180½"
113392S	J.D. 6620, 7720 & 8820 Unloading Tube Screened 17 ft. - 180½"
	J.D. 9400, 9500 & 9600 Unloading Tube Screened 20 ft. - 180½"
210024S	J.D. 9560 W & 9560 STS - Unloading Tube Solid - 18.5 ft. - 144¼"
210023S	J.D. 9560 W - 9760 STS, S550 & S560 - Unloading Tube Solid - 21.5 ft. - 180¼"
210025S	J.D. 9560 W & 9560STS – Unloading Tube Screened – 18.5ft – 144 ¼"
210026S	J.D. 9560 W & 9560STS – Unloading Tube Screened – 21.5ft – 180"

Order Code Description

UNLOADING TUBES CONT.

72375S	J.D. 9660STS, 9760STS, 9860STS, S660, S670, S680 & S690 Prior to 775000 Unloading Tube Outer - High Rate-22.5 ft. – 15’4” Long (Old #203020S)
68706S	JD S660, S670, S680, S690 S/N 775001 & up; S760, S770, S780, S790 – Unloading Tube Outer High Rate – 22.5 ft. – 161 5/8” Long
26715S	JD 660 PRIOR 765171, S670 PRIOR 765252, S680 PRIOR 766006 & S690 PRIOR 765249 – Unloading Tube Middle Section High Rate – 26’ – 115 ¼”Long
68701S	JD S660 S/N 765172 & up, S670 S/N 765253 & up, S680 S/N 766007 & up, S690 S/N 765250 & up, S760, S770, S780, & S790 Unloading Tube Middle Section High Rate – 26 ft & 28.5 ft. – 93 3/8” long
68700S	J.D. 9670STS, 9770STS, 9870STS, S660, S670, S680, S690, S760, S770, S780 & S790 Unloading Tube Outer Section - High Rate – 26 ft - 112 ¼” Long (old #AXE26714, AH234567 & AXE47450)
68702S	JD S660 S/N 5172 & up, S670 S/N 765253 & up, S680 S/N 766007 & up, S690 S/N 765250 & up, S760, S770, S780 & S790 Unloading Tube Outer Section High Rate – 28.5 ft. – 130 7/8” Long
72376S	J.D. 9670STS, 9770STS, 9870STS, S660, S670, S680 & S690 to S/N 77500 - Unloading Tube Middle Section – High-Rate Folding – 115 13/16” Long (Old #AH209128)
47449S	J.D. 9670STS, 9770STS, 9870STS, S660, S760, S770, S780, & S790. Prior to 765171, S670 Prior to 765252, S680 Prior to 766006 & S690 Prior to 765249, S760, S770, S780, & S790 - Unloading Tube Outer Section – High-Rate Folding – 66” Long (New #AXE28972, AXE36427 & AXE47449)

6620-9760 UNLOADING AUGER EXTENSION

SMC 14	J.D. 6620 – 9750 - Unloading Auger Ext. 3 ft. (2 7/8" O.D. Inner Auger Tube)
SMC 16	J.D. 6620 – 9750 - Unloading Auger Ext. 3 ft. (3½" O.D. Inner Auger Tube)
SMC 33	J.D. 6620 – 9750 Unloading Auger Ext. 3 ft. (3 ½” O.D. Inner Auger Tube) converts to new style spout
SMC 34	J.D. 6620 - 9750 Unloading Auger Ext. approx. 24" - 30" (3½" O.D. Inner Auger Tube) converts to new style spout
SMC 35	J.D. 9560/9760 Unloading Auger with End Discharge 3 ft. Ext.
SMC 36	J.D. 9660STS, 9760STS, 9860STS, 9670 STS, 9770 STS, 9870 STS, S660, S670, S680, S690, S760, S770, S780, & S790 – High-Rate Ext. 3 ft.
SMC 37	J.D. 9660STS, 9760STS, 9860STS, S660, S670, S680 & S690 – High-Rate Ext. 3ft longer for 22 ½ ft. folding system. Will replace complete outer tube & auger. Also Replaces Inner Tube with Heavier New Tube. Original tube is 66” Long, this tube is 102” Long

UNLOADING END BOOT CONVERSION KIT

SMC 210	Kit to Switch from Older Bottom Discharge to Newer End Discharge Unloading System. Use When Installing New Style Tube & Auger on Old Style System. Includes Spout, Grain Saver, Bearing & Housing Carrier and Hardware.
---------	---

Order Code Description

TAILINGS AUGERS

146322S	Lower Tailings 9400, 9410, 9450, 9500, 9500SH, 9510SH, 9550, 9550SH, 9560, 9560SH, 9650CTS, 9660CTS, CTS, CTS III
146313S	Lower Tailings 9600, 9610, 9610, 9650, 9660
147472S	Lower Tailings 9560STS, 9660STS, 9860STS, 9750STS, 9760STS, 9670STS, 9770STS, 9870STS, S650, S660 & S670
125895S	Upper Tailings 9400, 9410, 9450, 9500, 9500SH, 9510, 9510SH, 9550, 9550SH, 9560, 9560SH, 9650CTS, 9660CTS, CTS, CTS III
125894S	Upper Tailings 9600, 9610, 9650




CORNHEAD AUGERS

148503S	J.D. 693 – 6 Row Narrow – Above S/N 670451 - 22” Pitch
148505S	J.D. 893 – 8 Row Narrow – Above S/N 670051 - 22” Pitch


RETURN AUGER COVERS

75975S	Auger Cover (2 used) Fits 3300, 4400, 4420, 6600, 6620 to S/N 610300; 7700; 7720 to S/N 610500
118676S	Auger Cover (2 used) Fits 6620 S/N 610300 & up; 7720 S/N 610501 & up; 8820 S/N 610701 & up
99488S	Auger Cover (2 used) Fits 8820 up to S/N 610700
136054S	Auger Cover (2 used) Fits 9400, 9410, 9450, 9500, 9510, 9550, 9600, 9610, 9650, 9660, 9650 CTS, 9660 CTS, CTS, CTS II



CLEAN GRAIN AUGER COVER

77058S	Auger Cover (2 used) Fits 6600, 7700, 7720 & 8820
--------	---



UNLOADING AUGER BOOT

211327S	Boot – New Style Spout Fits 9560 W & 9560 STS
---------	---

CLEAN GRAIN AUGER TROUGHS

98485S	Trough Door 6620, 7720 & 8820 Center
98486S	Trough Door 6620 (2 Used)
98487S	Trough Door 7720 (2 Used); 8820 LH Side (1 Used)
98488S	Trough Door 8820 RH Side (1 Used)
139386S	Trough Door 9600, 9610, 9650 W & 9660 W
139388S	Trough Door 9400, 9500, 9410, 9510, 9450, 9550, 9650 CTS, 9650 STS, 9660 CTS, 9660 STS, 9670 STS, 9750 STS, 9760 STS, 9770 STS, 9860 STS, 9870 STS, CTS & CTS II
202970S	Trough Door 9560STS, 9570STS, & S550
15954S	Trough Door S650, S660, S670, S680, S760, S770, S780 & S790

GRAIN TANK CLEAN OUT DOOR

136572S	Door Fits 9400 – 9750STS
136573S	Door Fits 9400 – 9750STS

Order Code Description

FEEDER HOUSE FLOOR PLATES

159703S	Floor Plate – Fits CTS, CTS III, 9400, 9410, 9450, 9500, 9510, 9550, 9550SH, 9560SH, & 9650CTS
159704S	Floor Plate – Fits 9600, 9610, & 9650
24554S	Floor Plate – Fits 9660STS, 9760STS, 9770STS, 9870STS, S650, S660, S670, S680, S690 to S/N 775000
147800S	Floor Plate – Fits 9650STS & 9750STS
29353S	Floor Plate – Fits with Hydraulic Fore/Aft Tilt, S660, S670, S680, S690 S/N 775001 and up; S760, S770, S780, S790

FEEDER HOUSE FLOOR PLATE SEALS

173903S	Plate Seal - Fits 9600, 9610, 9640WTS, 9660WTS, 9680WTS, 9650 & 9660
173904S	Plate Seal – Fits 9450, 9500, 9540WTS, 9560WTS, 9580WTS, 9550, 9560, 9650CTS, 9650STS, 9750STS, 9660STS, 9760STS, 9670STS, 9770STS, 9780CTS, & 9860STS
71732S	Plate Seal – Fits S650, S660, S670, S680, S690, S760, S770, S780 & S790

MASSEY FERGUSON REPLACEMENT PARTS

Aluminum Reel Parts	41
Augers	43
Beater Covers	47
Clean Grain & Tailing Doors – Solid & Screened	50
Massey-Ferguson Unloading Tubes – High Rate	42
Concave Angles	45
Conveyor Chains & Parts	47 & 48
Conveyor Drums	46
Cornhead Adapters	54
Cornhead Parts	52 & 53
Cylinder Drive Parts	51
Elevator Chains & Paddles	49
Feeder Elevator Paddles, Angles & Bottoms	48
Final Drive Parts	54
Front Beaters	46
Four Wheel Drive Parts	55
Grain Pan Parts	38
Grain Tank Loading Auger Tube	44
Grain Table Parts	39 – 41
Ladder Kit	57
Rear Beater Bats	47
Repair Plates	50 & 51
Rotor Parts	44 & 45
Rubber Parts	48, 49, & 53
Shafts	40, 53 - 55
Unloading Auger Ext. Kits	44
Unloading Auger Tubes	43
Walkers	56

Ordering Code Description


STRAW CHOPPER HOUSING REPAIR

1051900SR	Straw Chopper Housing Repair Plate 540
1050055SR	Straw Chopper Housing Repair Plate 550 Prior Ser. #5947
1059583SR	Straw Chopper Housing Repair Plate 550 Ser. #5947 & up
1048577SR	Straw Chopper Housing Repair plate 750 & 850 Prior Ser. #26746
1059396SR	Straw Chopper Housing Repair Plate 850 Ser. #26746 & up
1048593SR	Straw Chopper Housing Repair Plate 760 & 860 Prior Ser. #19115
1059397SR	Straw Chopper Housing Repair Plate 860 Ser. #19115 & up
1072465SR	Straw Chopper Housing Repair Plate 8560
71389453SR	Straw Chopper Housing Repair Plate - 8570 & 8780 (Redekop) – 25 Slots
116240SR	Straw Chopper Housing Repair Plate - 8570 & 8780 (Redekop) - Solid
71409830SR	Straw Chopper Housing Repair Plate – 9690 & 9695 (Redekop) – 25 Slots
71409835SR	Straw Chopper Housing Repair Plate – 9790, 9795 & 9895 (Redekop) – 31 Slots



STRAW CHOPPER REAR BOARD PARTS AND FINS

103369S	Rear Tail Board 8570 & early 8780
103370S	Rear Side Panel RH 8570 & early 8780
103371S	Rear Side Panel LH 8570 & early 8780
103378SW	Special Widespread Fin RH for 8570 & early 8780
103379SW	Special Widespread Fin LH for 8570 & early 8780
103380S	Housing Bottom 8570 & early 8780
71379251SW	Special Widespread Fin LH for 8780 Late
71379252SW	Special Widespread Fin RH for 8780 Late




Ordering Code

Description


GRAIN PANS

250530S	M.F. 410 & 540 Grain Pan
269859S	M.F. 510 & 550 Grain Pan
283004S	M.F. 760 & 860 Grain Pan
283006S	M.F. 750 & 850 Grain Pan
1817801S	M.F. 8560, 8570, 8780, 8780XP, 9520 & 9695 – NEW # 71418318
2450141S	M.F. 8590 – Rear Grain Pan
2552041S	M.F. 8590 – Front Grain Pan
2559881S	M.F. 8560/ 8570/ 8780/ 8780XP Front Grain Pan




GRAIN PAN FRONT SECTIONS

244231S	M.F. 300 Bolt on Style
248069S	M.F. 410/540 Both Sides
253357S	M.F. 750 Early Both Sides
269860S	M.F. 510/550 Both Sides
271481S	M.F. 760 Early Left
272551S	M.F. 760 Early Right
283007S	M.F. 760/860 Late Left
283009S	M.F. 760/860 Late Right
283010S	M.F. 750/850 Late Right
283011S	M.F. 750/850 Late Left



GRAIN PAN MATERIAL

1010	M.F. 300 38" Long
1011	M.F. 410/540 39 1/2" Long Set with (2) Fins
1012	M.F. 510/550 39 1/2" Long Set with (2) Fins
1013	M.F. 750/850 49" Long Set with (4) Fins
1014	M.F. 760/860 49" Long Set with (4) Fins
1022	M.F. 8570 & 8560 50 1/4" Wide
1023	M.F. 8590 Rear Grain Pan
1024	M.F. 8690 Front Grain Pan
1100	Rear Bearing Hanger Bracket 750 - 860



Ordering Code Description

GRAIN TABLE SKID PLATES & PARTS

71307321S Right Skid Plate 1859 Series Old # 245624S
71307357S Left Deflector Pan (Short Dividers), Old #1053164S
71189815S Center Skid Plate 1859 Series, Old # 1053171S
71307322S Left Skid Plate 1859 Series, Old #1053172S
71307316S Stabilizer End, Old #1053206S
1057736S Right Skid Plate 9000 Series
1057737S Center Skid Plate 9000 Series
1057738S Left Skid Plate 9000 Series




DRAPER HEAD SKID PLATES

71476033S Fits 9250 and 9255 Draper Heads. Kit includes R.H. and L.H. plates. Skids are made of AR400 wear plate that last 3-4 times longer than original skid plates. Hardware included.


GRAIN TABLE SHIELDS

7070 Apron Shield (48")
245539S Feather Shield (27")
245540S Feather Shield (39")
245541S Feather Shield (50")
245543S Feather Shield (54")
245544S Feather Shield (63")
245553S Wobble Drive Shield



GRAIN TABLE TROUGH REPAIR KITS


7090 1486 or 1859 Center Trough Repair 60" Wide
7091 2381 Center Trough Repair 72 1/2" Wide
7092 9000 Center Trough Repair - 72" Wide
7094 9750 Center Trough Repair - 60" Wide
7093 8200 Center Trough Repair - 60" Wide
10112 9200/9300/9750 - 22' Complete
10113 9200/9300/9750 - 24' Complete
10114 9200/9300/9750 - 25' Complete
10115 9200/9300/9750 - 30' Complete



Ordering Code Description

GRAIN TABLE DIVIDERS

147031S R.H. Long Dividers M.F. Grain Head - 1859 & 9000 Series
148300S L.H. Long Divider M.F. Grain Head - 9000 Series E000276 & up
9000GTK Att. Kit for 9013 - 9020 Long Dividers
1859GTK Att. Kit for H.C. III Long Dividers
1055470S Left Deflector Pan Long Dividers
1055472S Divider Point Long Dividers
1055481S Right Deflector Pan Long Dividers
245561S R.H. Short Divider M.F. Grain head
245562S L.H. Short Divider M.F. Grain head (New #71306794)



DRAPER HEAD END SHIELDS AND DIVIDER

71368511SL L.H. Anti-Wrap End Shield 9250 Draper Head
71368511SR R.H. Anti-Wrap End Shield 9250 Draper Head
71426376S End Divider – 9250 – Reinforced at Bottom

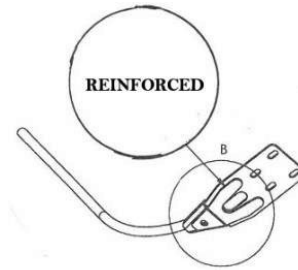


TABLE AUGER BEARING CENTER PLATE

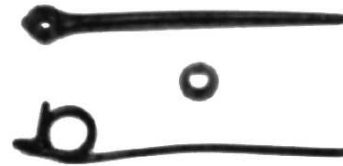
8050 MF 9850 – Repair Plate can be installed through inspection cover hole



Ordering Code Description


ALUMINUM REEL PARTS

1038902S	Roller Assembly
1052667S	Rice Wire Finger
1052668S	Wire Finger
1052681S	Control Ring – 5 Bat
1052682S	Control Ring – 5 Bat
1052683S	Control Ring – 6 Bat
1052684S	Control Ring – 6 Bat
1052685S	Control Roller Assembly
1052689S	Arm Bearing Insert
1054031S	End Shield – 5 Bat
1054032S	End Shield – 6 Bat
2763064S	Plastic Finger
2763073S	Control Ring
2763089S	Roller Assembly



GRAIN TABLE AUGER PARTS


148054S	Table Auger Cover 9000 Series
148055S	Table Auger Cover 9000 Series
228024S	Table Auger Finger Shaft 1486 Series
231320S	Table Auger Cover 1486 & 1859 Series
243261S	Table Auger Cover 1486 & 1859 Series
261820S	Table Auger Finger Shaft 1859 Series
71332796S	Table Auger Finger Shaft MF9850 1 1/8" CR 39 5/8" Long



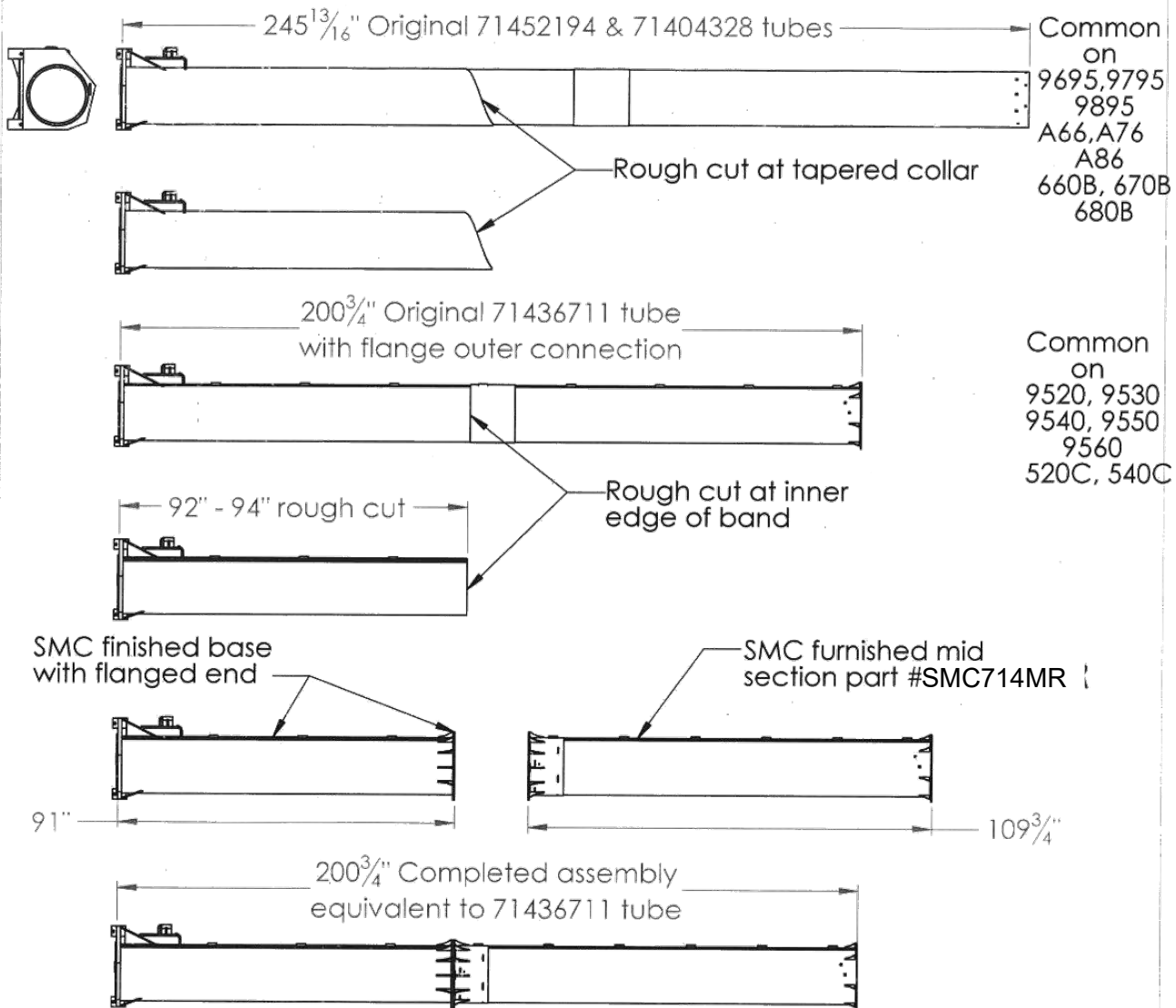
AUGER DRIVE HOUSING REPAIR PLATE FOR 300 & 540

7001	Repair Plate for M.F. 300 – all models
7002	Repair Plate for M.F. 540 – all models

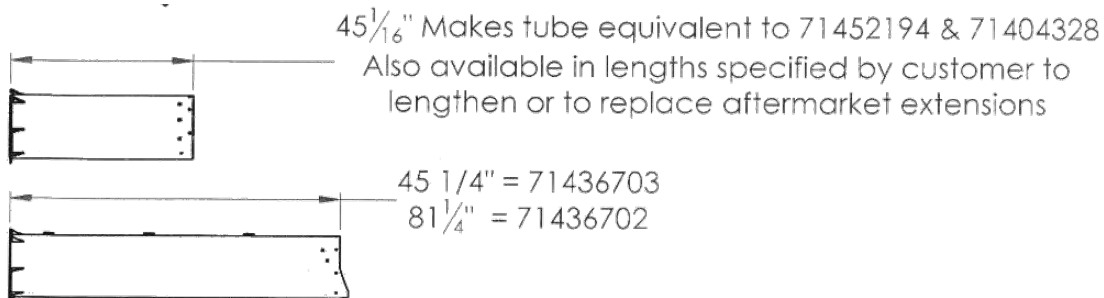
This plate is made of 14 GA steel, cut and shaped to fit bearing that supports drive shaft. The plate can be field installed by drilling holes and securing with bolts or welding to original housing.



MASSEY-FERGUSON UNLOADING TUBES - HIGH RATE




Repaired SMC assembly, equivalent to AGCO 71436711, can be finished with standard end of 71452194, or equivalent to any after market extension reusing original end bearing carrier & grain saver, or it will accommodate newer style end tubes AGCO part numbers 71436702 & 71436703 to retain or convert to newer style tubes. All outer tubes have an access hole to access inner bearing carrier if two piece auger system is used. Will call for cut Hinge Assy core to be shipped truck freight



Ordering Code Description

AUGERS

104345S	Grain Tank Fill Auger 8570/8780 –can use for 102545M92 (1 1/8" Top Brg)
71390932RS	Grain Tank Fill Auger 8780XP Eff. S/N HK87101 (1 1/4" Top Brg)
2619921S	Grain Tank Fill Auger 8560
71388932S	Grain Tank Fill Auger 9690 & 9790 S/N HM36101 & up – 67.71" Long (can use for 71388940)
71413017S	Grain Tank Fill Auger 9520/9795 & 9895 Eff S/N HUC8101 – HSC8101 (Abrasion Resistance Flighting) BALANCED
71399854S	Unloading Auger 9690/9790 - 234.65" Long - RH Flighting
71390929S	Unloading Auger 8570/8780 - 199.65" Long
2496251S	Unloading Auger 8560/8570 - 163.65" Long
71396547SR	Unloading Auger 9695, 9795 & 9895 – Rebuilt – Need to exchange drive assembly & outer stub shaft.
2598061S	Vertical Unloading Auger 8560–9790 Early (New #71390926) - ¼" sectional flighting – No Hubs
71399858S	Vertical Unloading Auger 9690/9790 - RH Flighting - No Hubs – ¼" sec. (New #71446237)
250600S	Grain Auger 510/550
250818S	Vertical Unloading Auger 510/550
259819S	Vertical Unloading Auger 750/850
265121S	Vertical Unloading Auger 760/860
265112S	Horizontal Unloading Auger 750-860
265175S	Horizontal Unloading Auger 750-860 - 4 ft Extension
266475S	Cross Auger 510/550
253847S	Cross Auger 750/850
255368S	Cross Auger 760/860
71390523S	Cross Auger 8560-8780 – New Style – 2.00 ID (Optional Stub Shafts pg. 55)
253146S	Leveling Auger 750 & 850 Prior #25658
285929S	Leveling Auger 850 Ser # 25658 & up
270711S	Leveling Auger 760 & 860 Prior #16558
285901S	Leveling Auger 860 Ser # 16558 & up
258839S	Clean Auger 750/850
273615S	Clean Auger 760/860
2619841S	Clean Auger 8560 - 8780
280384S	Returns Auger 750/850
280383S	Returns Auger 760/860
2618231S	Returns Auger 8560 - 8780 - Upper
2618251S	Returns Auger 8560 - 8780 – Lower
268809S	Horizontal Unloading Auger 550 Long
240422S	Horizontal Unloading Auger 510/550 - 3 ft Extension



UNLOADING TUBES

240411S	M.F. 510/550 Unloading Tube - Short 81 3/8"
268813S	M.F. 550 Unloading Tube - Long 117 3/8"
240419S	M.F. 510/550 Unloading Tube - 3' Extension
105090S	M.F. 8570/8780 & 9690/9790 Early Unloading Tube 178.5" - (New #71396414)
2493021S	M.F. 8560/8780 Unloading Tube 142.5"
71399669S	M.F. 9690/9790 Unloading Tube 213.5"
71436702S	M.F. 9520, 9530, 9540, 9550 & 9560 – Long – 81 1/4"
71436703S	M.F. 9520, 9530, 9540, 9550 & 9560 – Short – 45 1/4"
71436711SR	*M.F. 9250, 9530, 9540, 9550 & 9560 – Rebuilt – Need to exchange Hinge Assy (2 piece) – 200 ¾"
71452194SR	*M.F. 9695, 9795 & 9895 – Rebuilt – Need to Exchange Hinge Assy (3 piece) – 245 13/16"
SMC714 MR	* MF 9695 – 9560 – Middle Tube on all SMC Rebuilt Tube Assy. – 109 ¾"
SMC714 OR	*MF 9695 – 9560 Special Outer Tube for Tubes w/aftermarket extensions – specify length – Extra Charge above standard tube.
71452194SRE	MF9695, 9795 & 9895. End Repair Tube – Weld – On – 60" Long

* Diagram of part on previous page.

Ordering Code Description

8560-9790 UNLOADING AUGER EXTENSION

SMC 13	8560/8570 Unloading Auger Ext. 3 ft. (163.65" Auger)
SMC 19	8570 - 9790 Unloading Auger Ext. 3 ft. (199.65" Auger)
SMC 27	9690 & 9790 Unloading Auger Ext. 3 ft. (2004 & Later) - RH Flighting



850 & 860 UNLOADING AUGER EXTENSION

SMC 20	850 Unloading Auger Ext. 4 ft.
SMC 21	860 Unloading Auger Ext. 4 ft.

UNLOADING AUGER TUBE (VERTICAL)

112977S	Tube – MF 8560 – 9690 Early – Also fits 2598121W94
112977SR	Tube Repair Kit/Tube only – No flange angle
71399654S	Tube MF 9690 Eff. S/N HN87101 MF 9790 Eff. S/N HM36101



GRAIN TANK LOADING AUGER TUBES

104490S	Tube – Fits MF Late 8570/8780
102542S	Tube – Fits MF Early 8570
2619951S	Tube – Fits MF 8560
71362970S	Tube – Fits MF 9690 Eff. S/N HM87101 MF 9790 Eff. S/N HM36101 & 8680 – Tube Length 55 1/2"
71407580S	Tube – Fits MF 9895 Eff S/N HSC8101 – Tube Length 59 1/2" – 9.57" I.D.
71413012S	Tube – Fits MF 9795, 9895, 9695, 9560, 9550, 9540, 9530 & 9520 – 12" I.D. with heavy reinforced top sleeve



Reduced

UNLOADING AUGER CYLINDER

1748273S	Chrome Shaft 510, 540 & 550
1748368S	Cylinder 750, 760, 850 & 860
1748368SR	Chrome Shaft for 1748368S Cylinder
1748368SS	Seal Kit for 1748368S Cylinder



REAR ROTOR DEFLECTORS


71387826S	RH Deflector 8570 (S/N P13101 & up) 8780 (S/N J55101 & up) & 8780 XP 9690 & 9790 – Also fits 104785S *
71387700S	RH Deflector Extension 8570 (S/N P13101 & up) 8780 (S/N J55101 & up) & 8780 XP, 9690 & 9790 – Also fits 104790S *

* When replacing 104785S or 104790S must replace both deflectors with 71387826S and 71387700S

Ordering Code Description

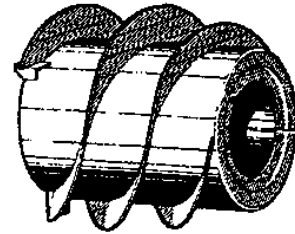
SEPARATOR GRATE

2618391S Separator Grate Assy. 8560/ 8570/ 8780




ROTOR DRUM FRONT AUGER

71410439S Rotor Drum Front Auger MF 8560 - 9790
Hard coated Edge
Replaces 2469711S



ROTARY ROOF SHELL

2619311S Front Shell 8560 - 8780 up to S/N #MJ87101
71388301S Front Shell 8780 after S/N #MJ87101, 9690 & 9790
2619011S Rear Shell 8560 - 8780 up to S/N # MJ87101
71388432S Rear Shell 8780 after S/N #MJ87101
71388439S Rear Shell 9690 & 9790



CONCAVE

104904S Concave 8570 & 8780 (1/4" Rod, Corn) High wire



CONCAVE ANGLES

240246S M.F. Concave Rear Angle 540
240466S M.F. Concave Rear Angle 550
248795S M.F. Concave Front Angle 510 & 550
253244S M.F. Concave Rear Angle 750 & 850
253247S M.F. Concave Front Angle 750 & 850
270616S M.F. Concave Rear Angle 760 & 860
270618S M.F. Concave Front Angle 760 & 860
278435S M.F. Concave Front Angle 860
278438S M.F. Concave Front Angle 850




Ordering Code Description

COVER PLATE FOR CONCAVE EXTENSION

- 6020 Cover Plate for M.F. 410 & 540 all models
- 6021 Cover Plate for M.F. 510 & 550 all models
- 6022 Cover Plate for M.F. 750 & 850 all models

The cover plate is needed in all models of combines to prevent straw of small grain or cobs and stalks of corn from going through extension onto lower grain shoe and sieves. This plate assists the rear beater in putting the straw, cobs, and stalks upon the walkers and out rear of combine. It also prevents over-loading of sieves.




CONVEYOR DRUMS

- 2570091S M.F. 8560/8570 drum
- 260094S M.F. 410 & 540 Q.A. drum
- 260097S M.F. 510 & 550 Q.A. drum
- 268835S M.F. 550 S/N 5947 & up drum
- 278643S M.F. 760 & 860 drum
- 278646S M.F. 750 & 850 drum




CONVEYOR DRUM BAND REPAIR KIT

- 2570091SR M.F. 8560/8570 Band Repair Kit
Includes 3 Bands & 2 Rings



FRONT BEATERS


- 254365S M.F. Front Beater 750/850 Paddle Elevator
- 280830S M.F. Front Beater 750/850 Slat Elevator
- 271293S M.F. Front Beater 760/860 Paddle Elevator
- 274388S M.F. Front Beater 760/860 Slat Elevator



Ordering Code Description

FRONT BEATER REPAIR BRACKET

112618SR MF 8780 Front Beater Drum Repair Bracket



FRONT BEATER DRUM PANEL


2504490S MF 8560/8570 Front Beater Panel



REAR BEATER BATS


REDUCED

218303S M.F. 410 & 540
 240790S M.F. 510 & 550
 294101S M.F. 760 & 860
 294102S M.F. 750 & 850




BEATER COVERS

254668S Beater Cover 750 & 850
 Prior to Ser. #25658
 273712S Beater Cover 760 & 860



CHAINS FOR ELEVATOR TO CYLINDER

235915S M.F. 300 Prior S/N 13989
 260352S M.F. 300 S/N 13989 up or Q.A.
 260100S M.F. 410 & 540
 260103S M.F. 510 & 550
 278626S M.F. 750 & 850
 278611S M.F. 760 & 860
 2623913SA M.F. 8560 - 8780 (Prior to S/N W55101) 183 5/16" long, 28 slats
 71149964S M.F. 8780 (Above S/N W55101) 180 1/16" long, 28 slats
 71149972S M.F. 8780XP (Above S/N MJ87134) 194 3/4" long, 30 slats
 71449007S M.F. 9690 (Prior S/N HP87101) 180 1/16" long, 28 slats
 71461852S M.F. 9690 (Above S/N HP87101), MF 9790 (Eff. S/N HM36101),
 MF 9695, MF 9520 (Eff. S/N CHC16101-PHC16999) 185" long, 28 Slats
 71449003S M.F. 9790 (Prior S/N HP36101) 180 1/16" long, 28 slats
 71449017S M.F. 9790 (Eff. S/N HP36101- HR 36999) 185" long, 28 slats
 71449025S M.F. 9895 - 9790 (Above S/N HS) - 4 Chain Style 185" long, 42 slats
 71447108S M.F. 9540, 9545, 9560 & 9565 - 4 Chain Style, 195 1/2" long, 45 Slats



- Combines equipped with lateral tilt also need 3 offset links per strand of chain


Ordering Code Description

**CHAINS CROSS BAR LESS ATTACHMENT LINK
NEEDS HEAT TREATED BOLTS & LOCK NUTS (SOLD SEPERATLEY)**

4105	M.F. 300 Prior
4106	M.F.300 Q.A.
4107	M.F. 410 & 540
4108	M.F. 510 & 550
4109	M.F. 750 & 850
4110	M.F. 760 & 860
2570050S	M.F. 8560, 8570, & 8780XP
71387896S	M.F. 9790
71411426S	M.F. 9895
71461857S	MF 9690, 9695, 9790 & 9520 (Old #71395877)

CYLINDER CHAIN PARTS

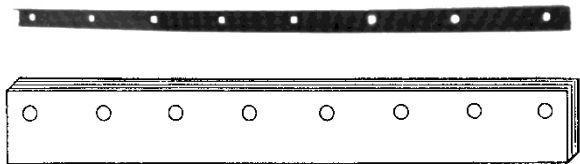
4001	Grade 8 Bolts & Lock Nuts
4002	CA550 Conn. Link with Ears for Bars
4010	Feeder House Roller Chain Less Slats, Fits 300 Prior & 300 Q.A.
4011	Feeder House Roller Chain Less Slats, Fits 410, 510, 540 & 550
4012	Feeder House Roller Chain Less Slats, Fits 750, 760, 850 & 860
4013	Feeder House Roller Chain Less Slats, Fits 8560 & 8570



FEEDER ELEVATOR PADDLES AND ANGLES

Reduced
Reduced
Reduced
Reduced

259000S	Small Throat Angle 750/850
259001S	Large Throat Angle 750/850
273972S	Small Throat Angle 760/860
273973S	Large Throat Angle 760/860
293033S	Elevator Blade 760/860
293054S	Elevator Blade 750/850
293100S	Elevator Blade 760/860
293179S	Elevator Blade 750/850



FEEDER HOUSING BOTTOMS

7005	M.F. 8560-8780 Early – Repair Plate Front Bottom of Feeder Housing Red Throat
116327S	M.F. 8780 Late-9695 – Repair Plate Front Bottom of Feeder Housing

Ordering Code Description


ELEVATOR CHAINS

102817S	Grain Elevator 8570 & 8780 (All Rubber)- 37 Paddles – 3” x 9 ½” Paddle
235587S	Grain Elevator 300 – 26 Paddles
248504S	Returns Elevator 410 - 550 (All Poly)- 11 Paddles
248551S	Grain Elevator 410, 510 & 550 (All Poly)- 28 Paddles
253167S	Grain Elevator 750 & 850 Prior S/N 25658 – 31 Paddles
253665S	Returns Elevator 750 – 860- 14 Paddles
268341S	Grain Elevator 550 Ser. #2121 & up (All Poly)- 33 Paddles
269469S	Grain Elevator 850 Ser. #25658 & up – 37 Paddles
270725S	Grain Elevator 760 – 34 Paddles
285889S	Grain Elevator 860 – 35 Paddles
2605873S	Grain Elevator 8560 (All Rubber) – 36 Paddles – 3” x 9 ½” Paddle
2615233S	Returns Elevator 8560 - 8780 (All Rubber) – 29 Paddles
71393534S	Grain Elevator 9690 & 9790 – 37 Paddles – 4” x 8 ½”
71406795S	Returns Elevator 9695, 9795 & 9895 – 29 Paddles
71409422S	Grain Elevator 9695, 9795 & 9895 – 37 Paddles – 4” x 8 ½”
4120	Grain Elevator Extension 550 - 8 Paddles (All Poly) Late 410 & 510
4121	Grain Elevator Extension 700 - 800 - 5 Paddles



ELEVATOR PADDELS

248520SR	Return 410, 510, 540 & 550
248520SP	750, 760, 850 & 860. Repairs M.F. #242952M91, 248520M91 & 251134M91
250972SR	Clean Grain 410 Ser. #11754 & up
250972SP	510 Ser. #6018 & up & 550
273678SR	Clean Grain 750, 760, 850 & 860
273678SP	Clean Grain 750, 760, 850 & 860
236774SR	Clean Grain & Returns 300 (LM45V)
239838SR	Clean Grain & Returns 300 (CA550)
239838SP	Clean Grain & Returns 300 (CA550)
2412990SR	Clean Grain 8560 - 8780
2412990SP	Clean Grain 8560 - 8780
1511670SP	Returns 8560 – 8780
71433020SP	Clean Grain 9540



** Ordering Codes (R) for Rubber Paddles and (P) for Poly Paddles

Ordering Code Description

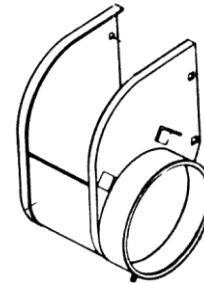
CLEAN GRAIN AND TAILING DOORS – SOLID & SCREENED

	2554691S	Grain Elevator Door 8560 - 8780 Solid
Reduced	71393526S	Grain Elevator Door 9790 Prior S/N HP36101 - Solid
	71400431S	Grain Elevator Door 9790 Effective S/N HP36101 & 9795 - Solid
Reduced	2554721S	Grain Elevator Door 8560 – 8780 – Perf.
Reduced	71396467S	Grain Elevator Door Prior S/N HP36101 – Perf.
Reduced	71410456S	Grain Elevator Door Effective S/N HP36101 – Perf.
Reduced	2555211S	Tailings Elevator Door 8560 – 8780 & 9790 S/N HM36101 - Solid
Reduced	71401224S	Tailings Elevator Door 9790 Effective S/N HP36101 & 9795 - Solid
Reduced	2555231S	Tailings Elevator Door 8560 – 8780 & 9790 S/N HM36101 – Perf.
Reduced	71410458S	Tailings Elevator Door 9790 Effective S/N HP36101 & 9795 – Perf.
	2010	Grain Elevator Door 410, 510, 540 & 550
	2011	Tailings Elevator Door 510, 550, 750, 760, 850 & 860
	2012	Grain Elevator Door 750, 760, 850 & 860



GRAIN ELEVATOR TOP HOUSING

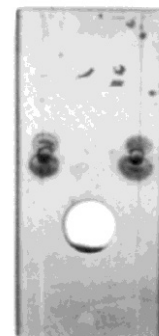
270720S	MF Housing – Fits 750 – 860
285883S	MF Housing – Fits 850 (S/N 25658 & up) Fits 860 (S/N 19115 & up)
	<ul style="list-style-type: none"> • Also replaces 293395M91



REPLACEMENT CHANNEL FOR BEHIND CLEAN GRAIN AUGER SHAKER PULLEY

7040	M.F. 410, 510 & 550 Channel Repair
------	------------------------------------


This channel repair is needed when the metal fatigues where the brackets bolt on. It can be installed and welded to repair the broken area.



Ordering Code Description

CLEAN GRAIN & TAILINGS ELEVATOR REPAIR PLATE

7019	M.F. 540 Clean Grain Repair Plate
7020	M.F. 510 & 550 Clean Grain Repair Plate
7021	M.F. 750, 760, 850 & 860 Clean Grain Repair Plate
7022	M.F. 750, 760, 850 & 860 Returns Grain Repair Plate
7023	M.F. 550 Complete Trough Grain No End
7024	M.F. 550 Complete Trough Return No End
253103S	M.F. 750 & 850 Complete Trough Return
253098S	M.F. 750 & 850 Complete Trough Grain
270420S	M.F. 760 & 860 Complete Trough Return
270416S	M.F. 760 & 860 Complete Trough Grain
7029	M.F. 750, 760, 850 & 860 Top Clean Grain Elevator Repair Plate
2619870S	MF 8560, 8570, 8780, 8780XP W53101 – HL87999 – Tube Clean Grain Elevator by lower boot
71393546S	MF 9690 prior HP87101 – Tube Clean Grain Elevator by lower boot



REPAIR PLATE LOWER HORIZONTAL AUGER TUBE

7010	M.F. 300 Repair Plate
7011	M.F. 410 Repair Plate
7012	M.F. 540 Repair Plate
7013	M.F. 510 & 550 Repair Plate
7014	M.F. 750 Prior Ser. #16539 Repair Plate
7015	M.F. 760 & 860 Repair Plate
7016	M.F. 750 Ser. #16539 & up and 850 Repair Plate
7017	M.F. 750 - 860 Repair Plate Right End of Bin Trough
7018	M.F. 510 - 550 Repair Plate Right End of Bin Trough



CYLINDER DRIVE PARTS


227351S	Variable Speed Pins 510 & 550
227361S	Hub for Inner Counter Shaft Pulley 510 & 550



REINFORCEMENT RING FOR BASE OF UNLOADING AUGER

7030	M.F. 750, 760, 85, & 860 Reinforcement Ring
7031	M.F. 750 Prior 16539 Reinforcement Ring

This ring is needed when the metal breaks in the bottom of the unloading auger. It should first be bolted in to align and then be welded in.



Ordering Code Description
CENTER CORNHEAD SNOUTS

REDUCED	267620S	M.F. 1100 Series Narrow Row L.H. (267 620 M92)
REDUCED	267621S	M.F. 1100 Series Narrow Row R.H. (267 621 M92)
REDUCED	267724S	M.F. 1100 Series Wide Row L.H. (267 724 M92)
REDUCED	267725S	M.F. 1100 Series Wide Row R.H. (267 725 M92)
REDUCED	264574S	M.F. 64, 44, 34 & 24 Low Profile Wide Row L.H. (264 574 M92)
REDUCED	264580S	M.F. 64, 44, 34 & 24 Low Profile Wide Row R.H. (264 580 M92)
	264626S	M.F. Narrow Row Point (264 626 M2)
REDUCED	264573S	M.F. Wide Row Point (264 573 M2)
REDUCED	106238S	M.F. 800 Series Row Point (Heavier)
REDUCED	71385367S	M.F. 800 Series Row Skid Shoe (Heavier) Can use for 106239W91 & 106240W91



OUTSIDE CORNHEAD SNOUTS

267275S	M.F. Snout 1100 Series R.H.
267274S	M.F. Snout 1100 Series L.H.
147131S	M.F. Mounting Bracket 1100 Series R.H. ** **Note: Using this bracket with 267275S snout makes a 264 592 M91 snout for M.F. 63 Low Tin.
147130S	M.F. Mounting Bracket 1100 Series L.H. ** **Note: Using this bracket with 267274S snout makes a 264 589 M91 snout for M.F. 63 Low Tin.



CORNHEAD TROUGHS


7058	Bottom Center Trough MF 800 Series M.F.
267433S	Bottom Left Trough 1143 M.F.
267434S	Bottom Right Trough 1143 M.F.
267627S	Bottom Left Rear Trough 1163 M.F.
267628S	Bottom Right Rear Trough 1163 M.F.
267682S	Bottom Right Trough 1183 M.F.
267683S	Bottom Left Trough 1183 M.F.
267684S	Bottom Left Trough 1163 M.F.
267685S	Bottom Right Trough 1163 M.F.
1577470S	Bottom Center Trough All 9000 Series
1597370S	Bottom RH Trough 9463 & 9454 M.F.
1597380S	Bottom LH Trough 9463 & 9454 M.F.
1687660S	Bottom RH Trough 9483 M.F.
1687670S	Bottom LH Trough 9483 M.F.



Ordering Code Description

CORNHEAD SNAPPING ROLL PARTS

264687S Cornhead Flute
1075208S Cornhead Flange




OUTSIDE CORNHEAD FENDERS

REDUCED 267932S MF Fender 1100 LH
REDUCED 267933S MF Fender 1100 RH
262425S MF Fender Panel 1100 LH
262426S MF Fender Panel 1100 RH

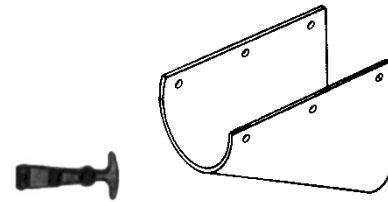
CORN HEAD DEFLECTORS

262510S Cornhead Deflector
264595S Cornhead Deflector
264599S Cornhead Deflector
264690S Cornhead Deflector
264691S Cornhead Deflector



COMBINE RUBBER PARTS

253325S Grain Pan Seal
264286S Fastener
265463S Unloading Auger Boot
278573S Unloading Auger Boot
403657S Fastener



Ordering Code Description


ADAPTER FOR 800 SERIES TO BLACK THROAT COMBINE

SMC 11 800 Series Cornhead Adapter to Black
Throat Combine with No Lateral Tilt



ADAPTER FOR 800 SERIES TO L.T.M. COMBINE

SMC 12 800 Series Cornhead 93-97 with Narrow Frame
to MF 8780 w/ Black Throat L.T.M. Ser # W
and Newer, 8780XP, 9690 & 9790



STUB SHAFT REPAIR

5010 All model Q.A. Cornhead – Stub Shaft & Sleeve
5011 Coupler Sleeve for Cornhead or Grain Table Shafts – 1 ½” ID



FINAL DRIVE PINION SHAFT & RELATED PARTS

REDUCED

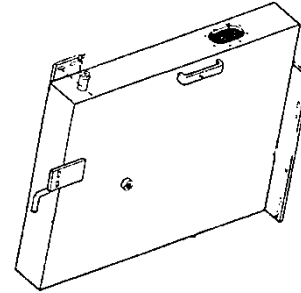
259310SR Splined Stub Shaft allows you to replace splines on either end of
259310M91 or 271465M91 Drive Shaft.
Saves your customer hundreds of \$\$\$.



Ordering Code Description

FOUR WHEEL DRIVE PARTS

543585S Hydraulic Reservoir 4000 Series



GRAIN AUGER STUB SHAFTS


248933S 510/550 Unloading Auger Stub Shaft
250822S 510/550 Unloading Auger Stub Shaft
266475SR 510/550 Grain Tank Cross Auger Stub Shaft
271625S 850/860 Unloading Auger Stub Shaft
2411200S 8560/8780 Grain Tank Cross Auger Stub Shaft – Brg End
2500360S 8560/8780 Grain Tank Cross Auger Stub Shaft – Keyed End

248933M1, 250822M1 & 271625M1 stub shafts
are made longer so you can cut the old stub off and
slide the new in for a true fit.



COMBINE MAIN MACHINE PARTS

253844S Unloading Hex Drive Shaft 750 – 860
265466S Unloading Drive Stud 750 – 860 – Grade 8
273522S Unloading Hex Drive Sleeve 750 - 860
REDUCED 255833S Grain Elevator Top Shaft 850/860
REDUCED 500VS Variable Speed Repair 9 hole 510 & 550,
Consists of 252997M1 & 226865M1



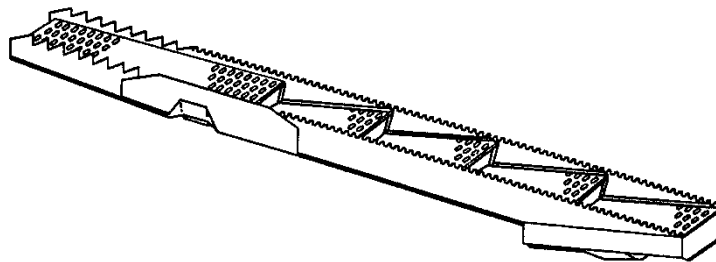
GRAIN BIN AUGER COVER

SMC9 9695 – 9545 Bin Auger Cover to control flow on High Output Combines

Ordering Code Description

STRAW WALKERS

- 258722S M.F. 750 Walker
- 283145S M.F. 760 Walker
- 283146S M.F. 860 Walker
- 283147S M.F. 850 Walker
- 235010S M.F. 850/750 Front Grating (39 1/2")
- 271183S M.F. 860/760 Front Grating (39 1/2")
- 8040 M.F. 860/760 Rear Grating (4' Section)
- 8041 M.F. 850/750 Rear Grating (4' Section)



The Massey Ferguson walkers will have supports welded in the front end of the walkers, so they can be cut out and made into left or right-side walkers.

STRAW WALKER PAN BOLT HOLE REPAIR PLATES


- 7060 Front Bolt Hole Repair M.F. 750-860
Series - 1 3/4" Center Bolt Holes
- 7061 Rear Bolt Hole Repair M.F. 750 & 850
Series - 2" Center Bolt Holes
- 7062 Rear Bolt Hole Center 760 & 860
Rear Bolt Hole Outside 760 & 860



STRAW WALKER SHAFT CHANNEL REPAIR

- 7041 M.F. 410, 510 & 550 Channel Repair

The channel repair is needed because the bolts and metal break out where the straw walker bearing flanges bolt on. This is also installed and welded.

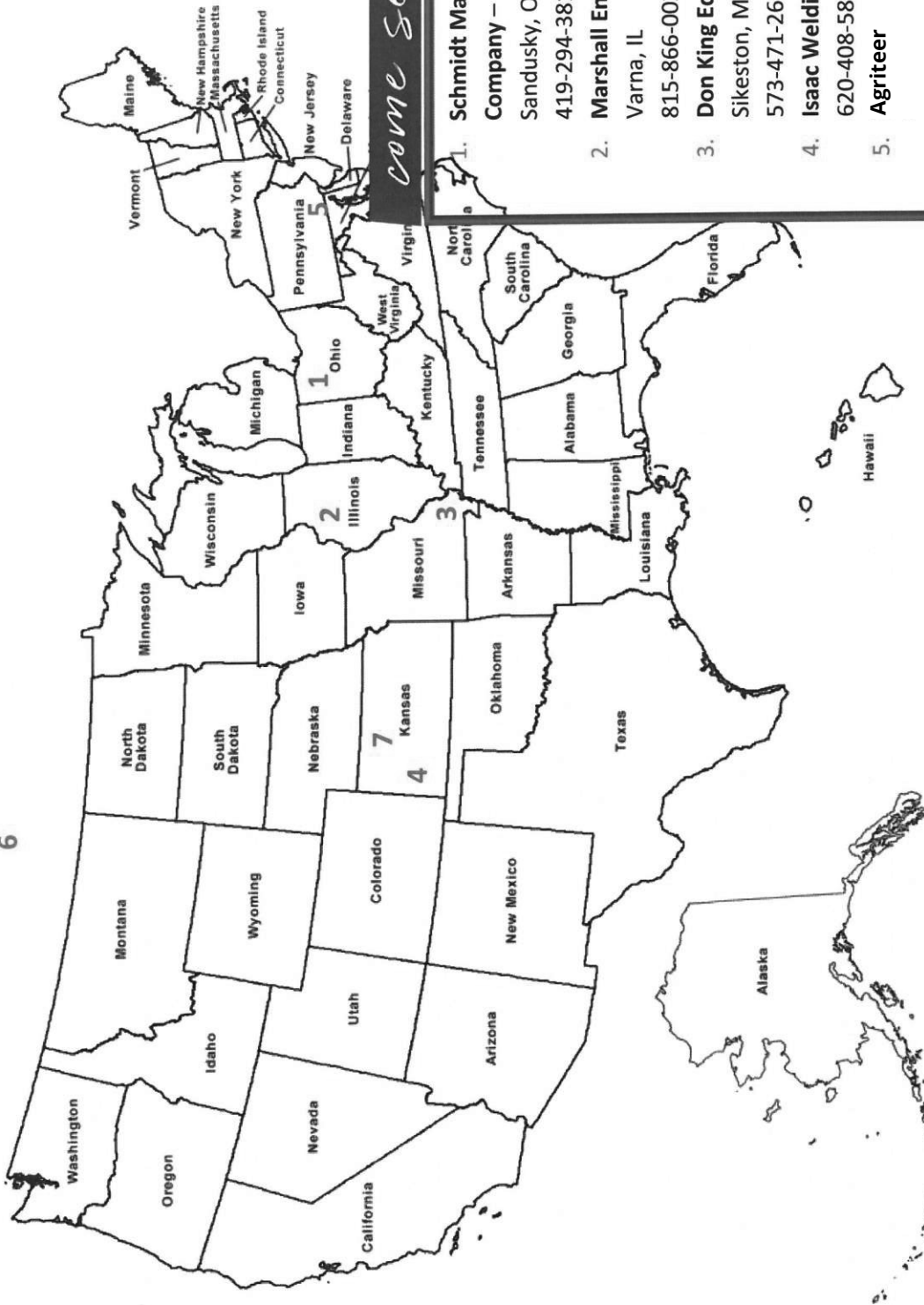


MISC. SCHMIDT ACCESSORIES

Challenger Unloading Tube	62
Flighting	59
Grain Savers	62
Header Coupler Shaft Wrench	62
KSI Conveyors Mounting Kits for Kinze Planters	62
Running Gear Header Bracket Kits	62
Sunflower 6630 Rear Hitch	62
Table Auger Repair Tubes	60
Table Auger Dealers	58

Need a center replaced on your Table Auger??

6

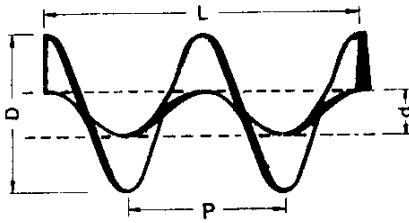


come see us

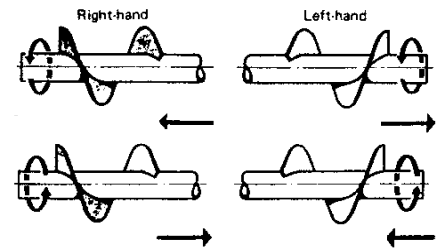
1. **Schmidt Machine Company – Upper Sandusky, OH**
419-294-3814
2. **Marshall Enterprises – Varna, IL**
815-866-0029
3. **Don King Equipment Co. – Sikeston, MO**
573-471-2645
4. **Isaac Welding – Plains, KS**
620-408-5884
5. **Agriteer**
6. **Combine World – Canada**
800-667-4515
7. **MeadowLarc Welding**
Montezuma, KS
620-335-0418

CONVEYOR AUGER FLIGHTING HELOCOID TYPE – 5 FOOT LENGTHS

SPECIFICATION



HAND IDENTIFICATION



WHEN ORDERING PLEASE SPECIFY:

Outside Diameter (D)

Piece Length (L)

Inside Diameter (d)

Pitch Length (P)

Thickness, Right or Left Hand, Quantity

Conveyance direction

Standard Pitch

Short or Long Pitch

O.D.	1/8"	3/16"	1/4"	5/16"	3/8"	1/8"	3/16"	1/4"	5/16"	3/8"
3"	\$ 6.49	\$ 8.03	\$ 9.57			\$ 7.48	\$ 9.30			
3.5"	\$ 6.93	\$ 8.47	\$ 10.78			\$ 8.14	\$ 9.96			
4"	\$ 7.32	\$ 9.90	\$ 13.20			\$ 8.53	\$ 12.21	\$ 16.50		
4.5"	\$ 7.76	\$ 11.06	\$ 14.85			\$ 9.35	\$ 13.86	\$ 18.59		
5"	\$ 8.20	\$ 12.21	\$ 16.50	\$ 20.74		\$ 10.18	\$ 15.40	\$ 20.63		
5.5"	\$ 8.69	\$ 13.48	\$ 17.33	\$ 21.95		\$ 10.78	\$ 17.00	\$ 21.67		
6"	\$ 9.19	\$ 14.69	\$ 18.15	\$ 23.16	\$ 28.22	\$ 11.33	\$ 18.59	\$ 22.72	\$ 28.93	\$ 35.20
6.5"	\$ 10.12	\$ 15.62	\$ 20.08	\$ 25.19	\$ 30.20	\$ 12.60	\$ 19.58	\$ 25.08	\$ 31.41	\$ 37.73
7"	\$ 11.00	\$ 16.50	\$ 22.00	\$ 27.06	\$ 32.18	\$ 13.81	\$ 20.57	\$ 27.45	\$ 33.83	\$ 40.26
7.5"	\$ 11.83	\$ 17.66	\$ 23.54	\$ 29.04	\$ 34.93	\$ 14.80	\$ 22.00	\$ 29.26	\$ 36.74	\$ 43.56
8"	\$ 12.60	\$ 18.76	\$ 25.03	\$ 31.08	\$ 37.40	\$ 15.73	\$ 23.38	\$ 31.08	\$ 39.60	\$ 46.81
8.5"	\$ 13.37	\$ 19.91	\$ 26.68	\$ 33.17	\$ 39.77	\$ 17.27	\$ 24.86	\$ 33.17	\$ 41.75	\$ 49.72
9"	\$ 14.14	\$ 21.07	\$ 28.27	\$ 35.20	\$ 42.13	\$ 17.71	\$ 26.35	\$ 35.20	\$ 43.89	\$ 52.58
9.5"		\$ 22.22	\$ 29.70	\$ 37.13	\$ 44.50		\$ 27.83	\$ 37.13	\$ 46.31	\$ 55.55
10"		\$ 23.38	\$ 31.13	\$ 39.05	\$ 46.86		\$ 29.32	\$ 39.05	\$ 48.73	\$ 58.52
10.5"		\$ 24.59	\$ 32.78	\$ 41.09	\$ 49.28		\$ 30.86	\$ 41.09	\$ 51.32	\$ 61.60
11"		\$ 25.74	\$ 34.32	\$ 43.07	\$ 51.70		\$ 32.34	\$ 43.12	\$ 53.85	\$ 64.63
11.5"		\$ 28.11	\$ 35.92	\$ 44.94	\$ 53.96		\$ 33.77	\$ 44.99	\$ 56.16	\$ 67.38
12"		\$ 28.27	\$ 37.46	\$ 46.81	\$ 56.16		\$ 35.20	\$ 46.86	\$ 58.47	\$ 70.07
13"		\$ 30.58	\$ 40.65	\$ 50.88	\$ 61.05		\$ 38.12	\$ 50.82	\$ 63.47	\$ 76.18
14"		\$ 32.67	\$ 43.73	\$ 54.62	\$ 65.56		\$ 40.98	\$ 54.67	\$ 68.37	\$ 82.01
15"		\$ 34.98	\$ 46.64	\$ 58.36	\$ 69.96		\$ 43.84	\$ 58.36	\$ 77.22	\$ 87.62
16"		\$ 39.49	\$ 50.05	\$ 62.37	\$ 74.80		\$ 47.30	\$ 62.32	\$ 79.92	\$ 93.23
17"		\$ 39.71	\$ 53.02	\$ 66.22	\$ 79.53		\$ 50.33	\$ 66.28	\$ 82.56	\$ 96.03
18"		\$ 42.08	\$ 56.21	\$ 70.02	\$ 84.15		\$ 53.35	\$ 70.13	\$ 84.43	\$ 98.89
19"		\$ 44.50	\$ 59.24	\$ 72.93	\$ 86.08		\$ 54.84	\$ 72.05	\$ 85.53	\$ 101.09
20"					\$ 88.00					
22"					\$ 90.20					

THE ABOVE FLIGHTS ARE AVAILABLE IN A RANGE OF BORES (INSIDE DIAMETERS) TO SUIT MOST STANDARD PIPE, TUBE, AND SHAFT SIZES. THESE AUGERS ARE IN 5' LENGTHS AND CAN BE SHIPPED U.P.S.

**** 20% Discount on purchase of 50' of one size ****




TABLE AUGER REPAIR TUBES FOR ALL MAKES OF COMBINES

WE HAVE TABLE CENTER REPAIR TUBES FOR ALL WIDTHS OF COMBINE TABLES. THE REPAIRED CENTER IS A HEAVIER GAUGE THAN THE ORIGINAL METAL. WE HAVE AUTHORIZED REBUILDING SHOPS TO COMPLETELY REBUILD AUGERS IN SOME AREAS OF THE U.S. IF NO SHOP IS NEAR YOU, WE CAN SHIP YOU A COMPLETE REBUILT AUGER ON AN EXCHANGE BASIS OR WILL SELL YOU THE REPAIR TUBE WHICH CAN BE INSTALLED AT YOUR SHOP WITH INSTRUCTIONS.

* Older and Special Units Available at Request *

Table Auger Repair Tubes - For All Makes of Combines


PART NO.	DESCRIPTION	WT.	PRICE
303	A.C.- E & K	44	\$360.86
304	A.C.- F	39	\$360.86
305	A.C.- G	46	\$360.86
306	A.C.- L, L2, M, & M2	61	\$423.33
308	A.C.- L3 & M3 & F3 Series 3 Head - 3/4" Finger (Use 314 Center)		\$423.33
307	A.C.- N	70	\$423.33
309	A.C.- N & R Series 3 Head - 3/4" Finger	52	\$423.33
411	Case/IH 3020 with oblong finger holes		\$423.33
703	Caterpillar w/ 18 Fingers	77	\$423.33
701	Claas (Ford & Early Massey Ferguson) w/ 17 Fingers	45	\$360.86
702	Claas (Late Massey Ferguson & Caterpillar) w/ 20 or 22 Fingers	80	\$423.33
316	Gleaner 8200 Axial w/ 21 Finger Holes	79	\$423.33
317	Gleaner 8200 Offset Throat		\$423.33
314	Gleaner C62 700C/800C & MF Rotary 9800 Series	72	\$360.86
315	Gleaner Late 7000/8000 R Series	78	\$423.33
406	Int. 1000 Series New Style & 1020 Early - 18 Fingers	72	\$423.33
408	Int. 1020 Late - 20 Fingers	77	\$423.33
606	Int. 2020 Early		\$423.33
409	Int. 2020 Late #CBJ020701 & Up w/ 21 Oblong Finger Holes	99	\$423.33
410	Int. 2020 Late Oblong Finger Holes #CBJ041118 & Up w/ Spiral Finger Pattern	99	\$423.33
401	Int. 810 & 820 - Early #25000 Prior	54	\$360.86
404	Int. 820 Late w/ New Oblong Finger Hole #25001 & Above	54	\$360.86
203	J.D. - 200 Series - 13' & 15'	75	\$423.33
204	J.D. - 200 Series & Early 900 Series 16' up 635100 Prior	87	\$423.33
205	J.D. - 4 row Forage Harvester -8 Fingers 22 1/4" Wide	31	\$360.86
206	J.D. - 900 Series Oval Hand Hole Cover - 16 Fingers (use 207 center)	96	\$423.33
208	J.D. - Hay Head Harvester -8 Fingers 23 3/4" Wide	88	\$360.86
211	J.D. - Drapper Feeder Drum		\$423.33
209	J.D.- 600 Series	100	\$423.33
207	J.D. -900 Series Oval Hand Hole Cover- 23 Fingers 635101 & Up	107	\$423.33
202	J.D. Old Style - Big Finger - 5/8"	37	\$360.86
201	J.D. Old Style - Small Finger - 1/2"	37	\$360.86

209HD	J.D.-600 Series-Heavy Duty Reinforced		\$570.47
210	JD 645B Hay Pickup		\$423.33
103	M.F. 1859 - All	64	\$423.33
104	M.F. 2381	53	\$423.33
316	M.F. 8200 Centered Throat w/ 21 Finger Holes	79	\$423.33
105	M.F. 9000/9100 or 2166	67	\$423.33
503	M.F. 9200/9300 Rotary	90	\$423.33
506	McDon Draper Head	93	\$423.33
507	McDon 600 Series Feed Drum		\$423.33
508	McDon FD 75 Feed Drum		\$423.33
509	McDon FD 100 Series Feed Drum		\$423.33
106	MF Hay Head 260		\$423.33
314	MF Rotary 9800 Series & Gleaner 700C/800C		\$423.33
602	N.H. 970 & 972	68	\$423.33
605	N.H. 71C/ 73C		\$423.33
606	N.H. 72C/ 74C Early	98	\$423.33
409	N.H. 72C/ 74C Late #PN017801 & Up w/ 21 Oblong Finger Holes	99	\$423.33
601	N.H. 960 & 961	50	\$360.86
603	N.H. 971 & 973	75	\$423.33
604	N.H. Hay Head	32	\$360.86
411	NH 740CF with oblong finger holes		\$423.33
801	Shelbourne Stripper Head	42	\$423.33
804	Shelbourne Stripper Head Floating auger		\$423.33
802	Shelbourne Stripper Head w/ 24 Finger Holes - 4 Fingers Through Each Door (Use 803 Center)	85	\$423.33
803	Shelbourne Stripper Head w/ 24 Fingers w/ 2 Round Access Holes	85	\$423.33
503	White - 900 Series	90	\$423.33
501	White - All Oliver - Most w/ 17 Fingers	52	\$423.33

Ordering Code Description

RUNNING GEAR HEADER BRACKET KIT

10001 Kit to install on running gear to carry grain tables.
 Adaptable by drilling holes or welding. Two sets
 of brackets supplied as per picture.



GRAIN SAVERS

10GS Unloading Tube Grain Saver – 10” Tube
12GS Unloading Tube Grain Saver – 12” Tube
13GS Unloading Tube Grain Saver – 13” Tube



HEADER COUPLER SHAFT WRENCH

71394674S MF 9690 & R42-R75 Wrench – Fits anything 98 and up (PTO style shaft)



KSI CONVEYOR MOUNTING KITS FOR KINZE PLANTERS

KSI 1 Kit to Mount KSI Conveyor on 3600 Kinze Planter
KSI 2 Kit to Mount KSI Conveyor on 3660 Kinze Planter
 • Loader needs to be moved on 3660 Planter

SUNFLOWER REAR HITCH

SMCH1 Hitch to bolt on back of Sunflower 6630 – Vertical Tillage Tools
 For 21ft., 24ft, 27ft, 29ft & 32ft – One Hydraulic Outlet Included
SMCH1A Second Hydraulic Outlet
SMCH1B Electrical Kit Available – 7 Pin Round Connector

CHALLENGER UNLOADING TUBE

71399669SY 660 Eff. S/N HN87101 & 670 Eff. S/N 36101 – 213.5”
105090SY 660 Prior S/N HN87101 & 670 Prior S/N 36101-178.5”



Schmidt Machine Company

7013 State Highway 199
Upper Sandusky, OH 43351

Phone: 419-294-3814/1-866-368-3814

Fax: 419-294-2607/1-800-860-2607

E-Mail: info@schmidtmachine.com

www.schmidtmachine.com

